CDISNSTEAGQK(=PEP)_3_3_1_0_0, 0_None, 0_None,
m/z:1276.01(3+), RT:23.50, hcd-score:73.13

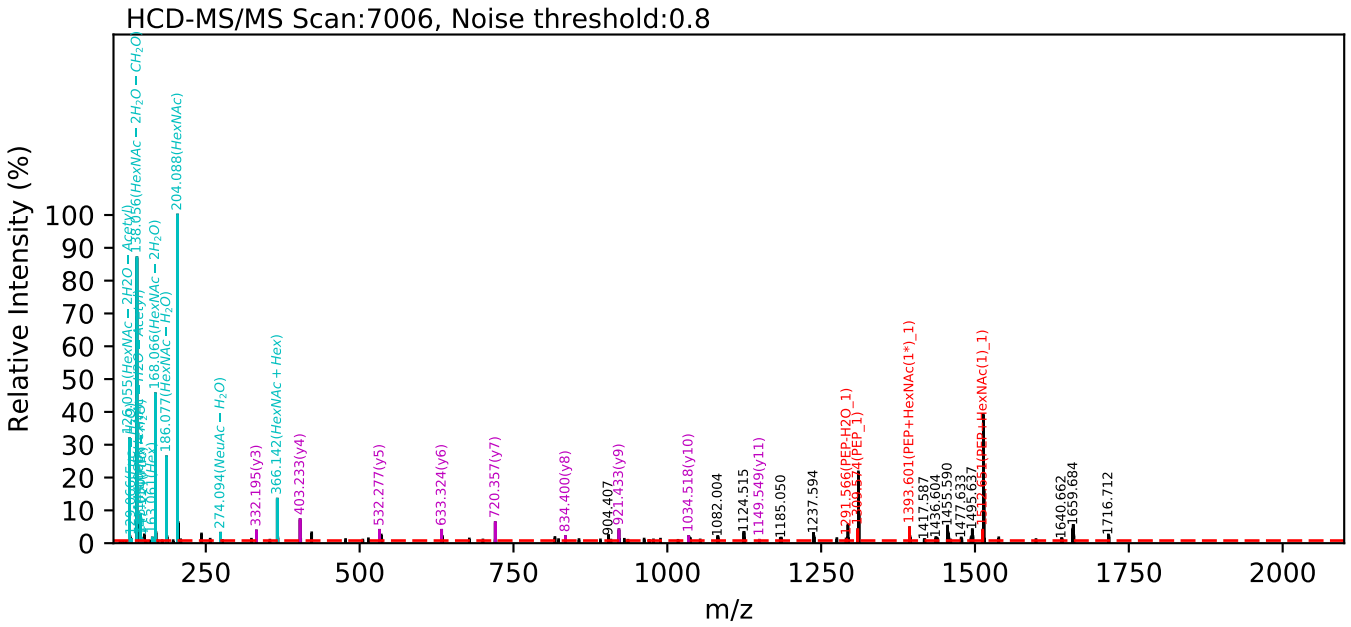

CDISNSTEAGQK(=PEP)_3_3_1_0_0, 0_None, 0_None,
m/z:1276.01(3+), RT:23.50, hcd-score:73.13

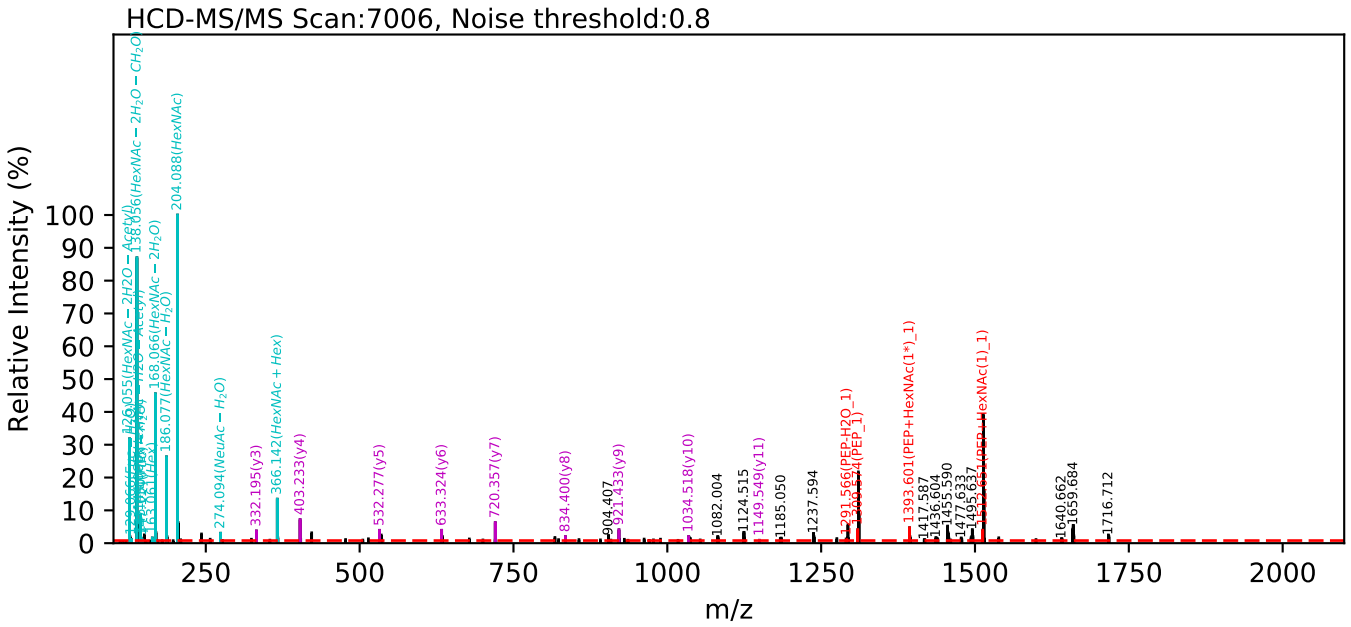

LQLQALQQNGSSVLSEDK(=PEP)_5_4_1_1_0, 0_None, 0_None,
m/z:1005.19(4+), RT:78.30, hcd-score:71.21

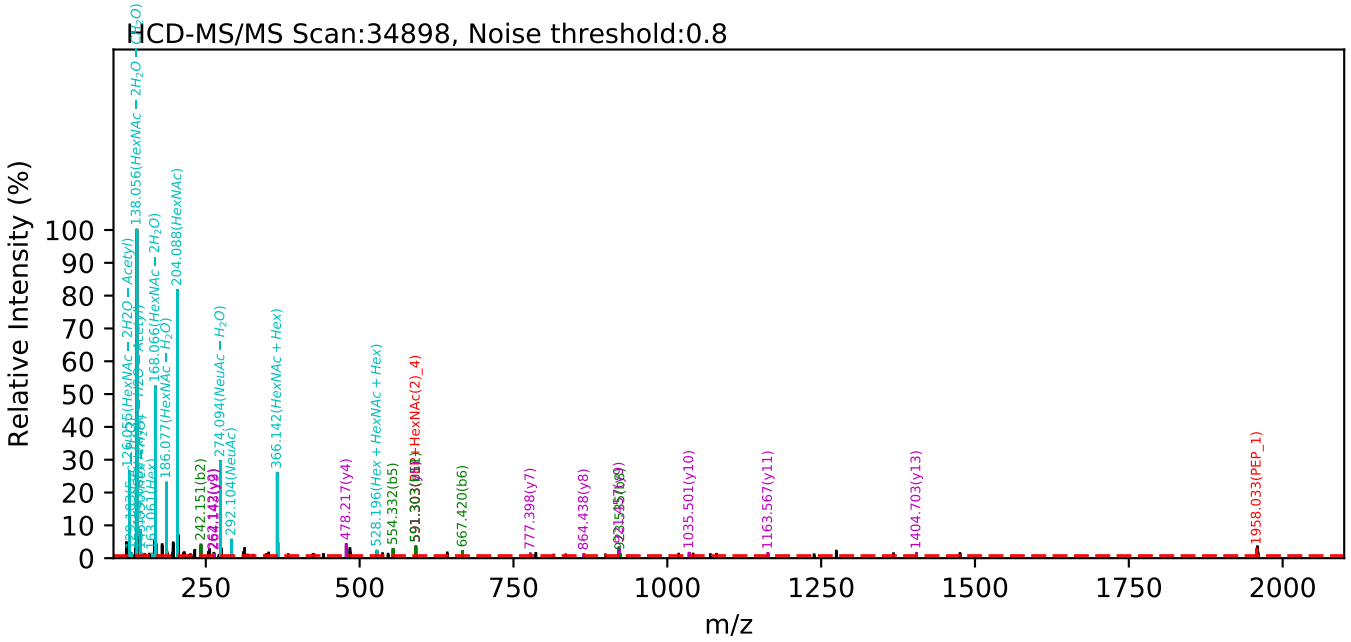

LQLQALQQNGSSVLSEDK(=PEP)_5_4_1_1_0, 0_None, 0_None,
m/z:1005.19(4+), RT:78.30, hcd-score:71.21

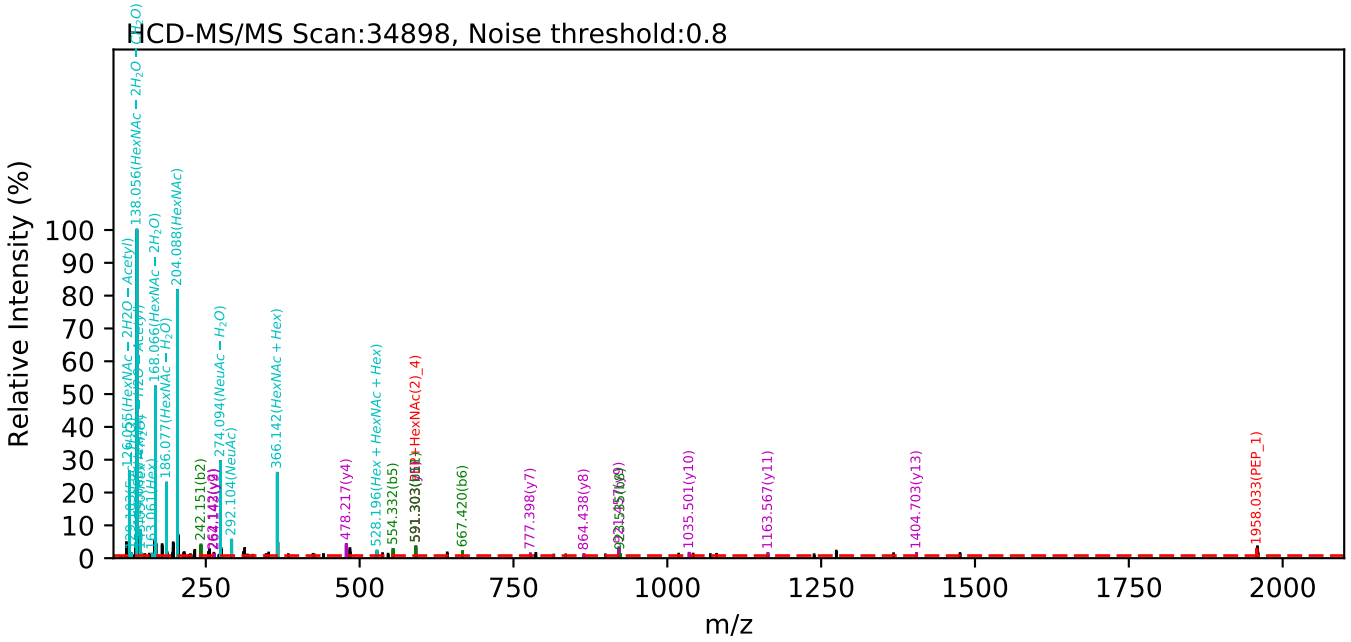

LQLQALQQNGSSVLSEDK(=PEP)_7_2_0_0_0, 0_None, 1_Hex_Phosphorylation,
m/z:1193.51(4+), RT:78.97, hcd-score:84.11

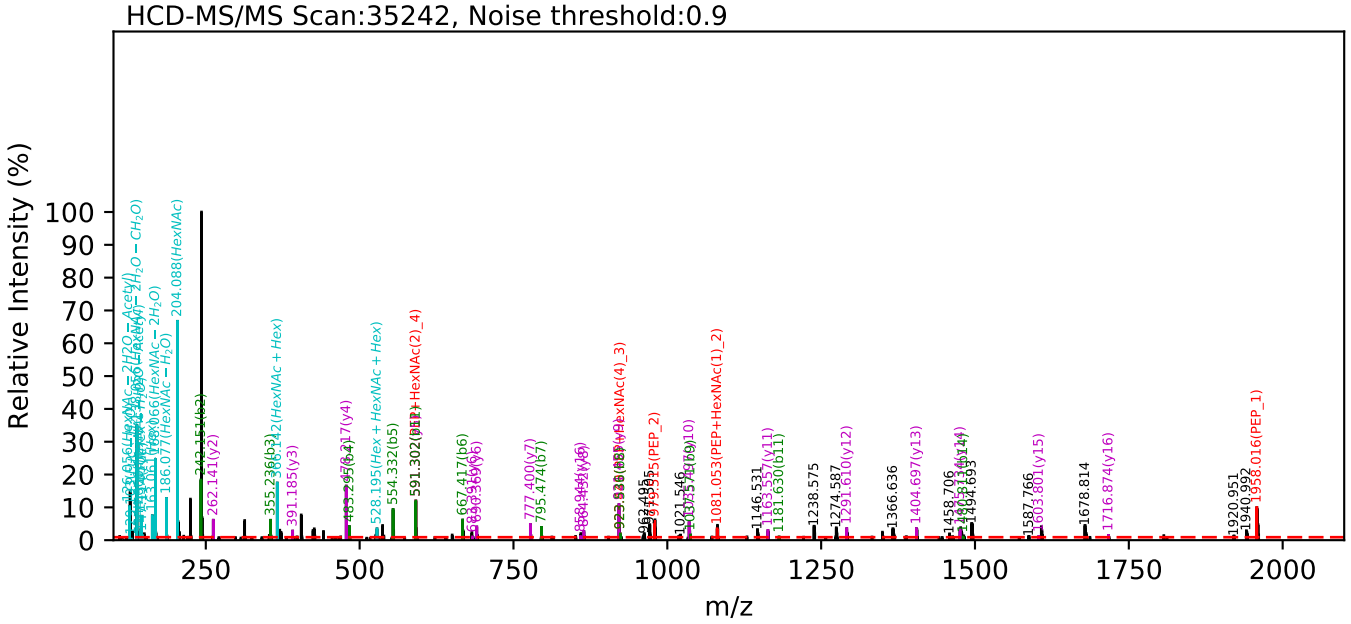

LQLQALQQNGSSVLSEDK(=PEP)_7_2_0_0_0, 0_None, 1_Hex_Phosphorylation,
m/z:1193.51(4+), RT:78.97, hcd-score:84.11

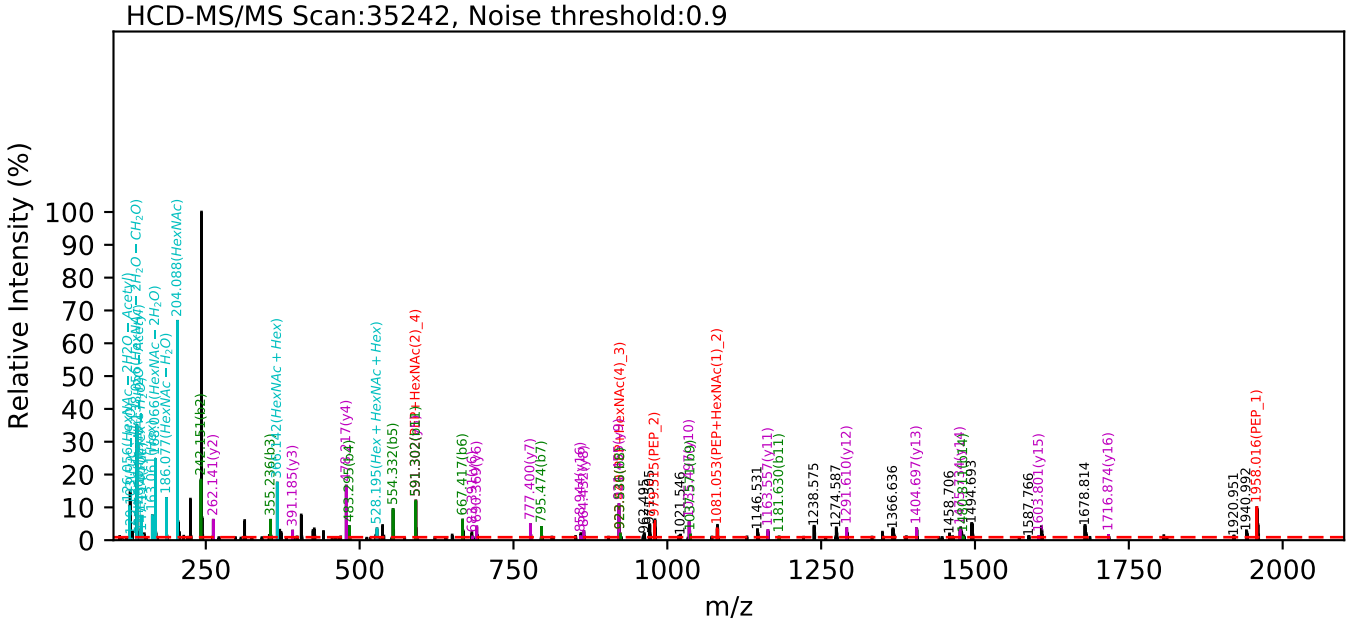

LQLQALQQNGSSVLSEDK(=PEP)_5_4_1_2_0, 0_None, 0_None,
m/z:1077.97(6+), RT:91.13, hcd-score:65.78

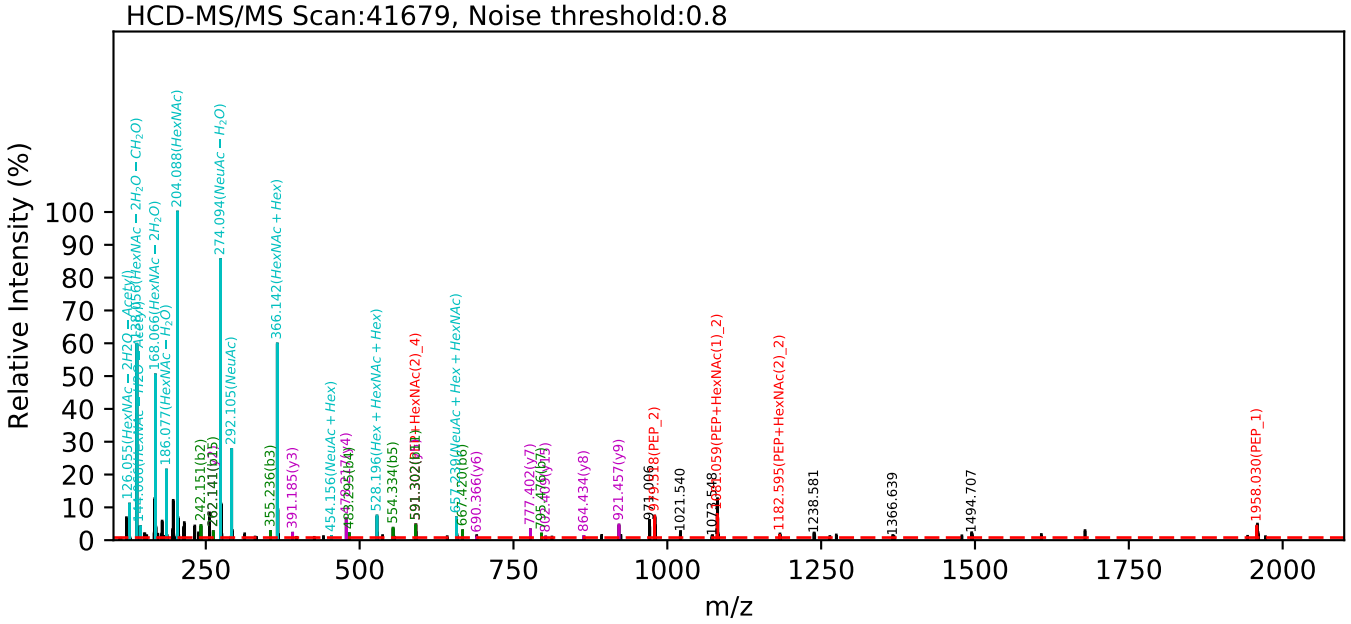

LQLQALQQNGSSVLSEDK(=PEP)_5_4_1_2_0, 0_None, 0_None,
m/z:1077.97(6+), RT:91.13, hcd-score:65.78

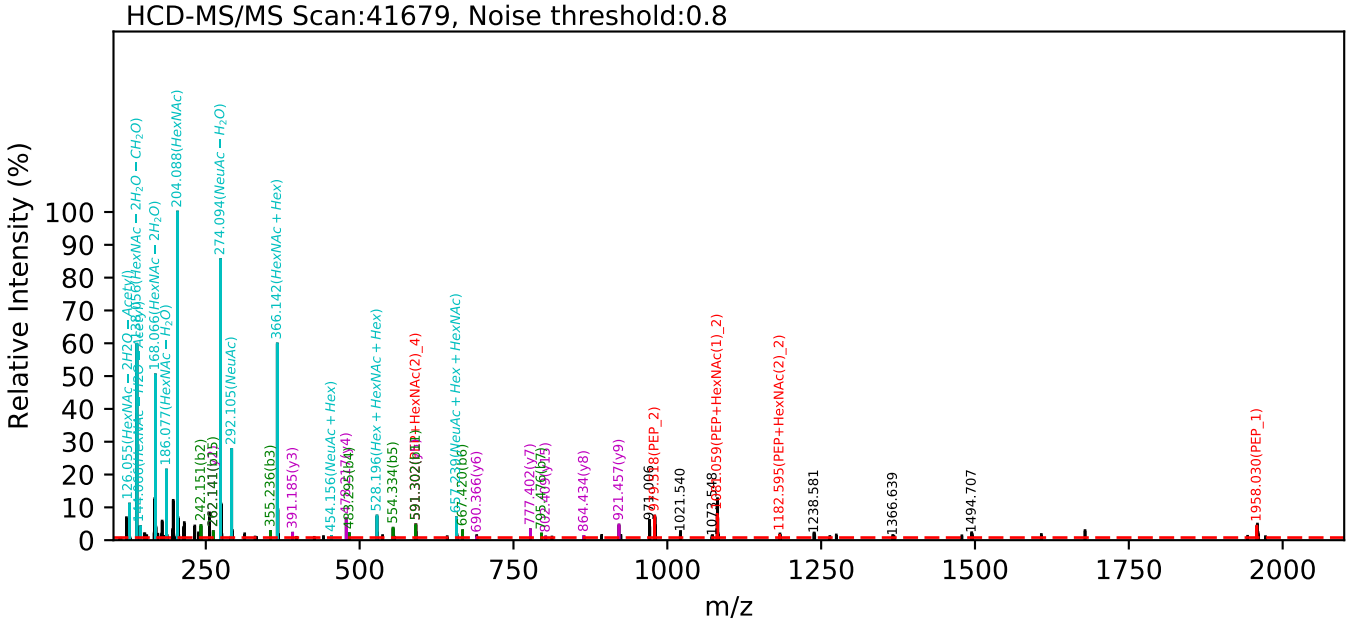

LQLQALQQNGSSVLSEDK(=PEP)_5_4_1_2_0, 0_None, 0_None,
m/z:1077.97(6+), RT:91.92, hcd-score:74.09

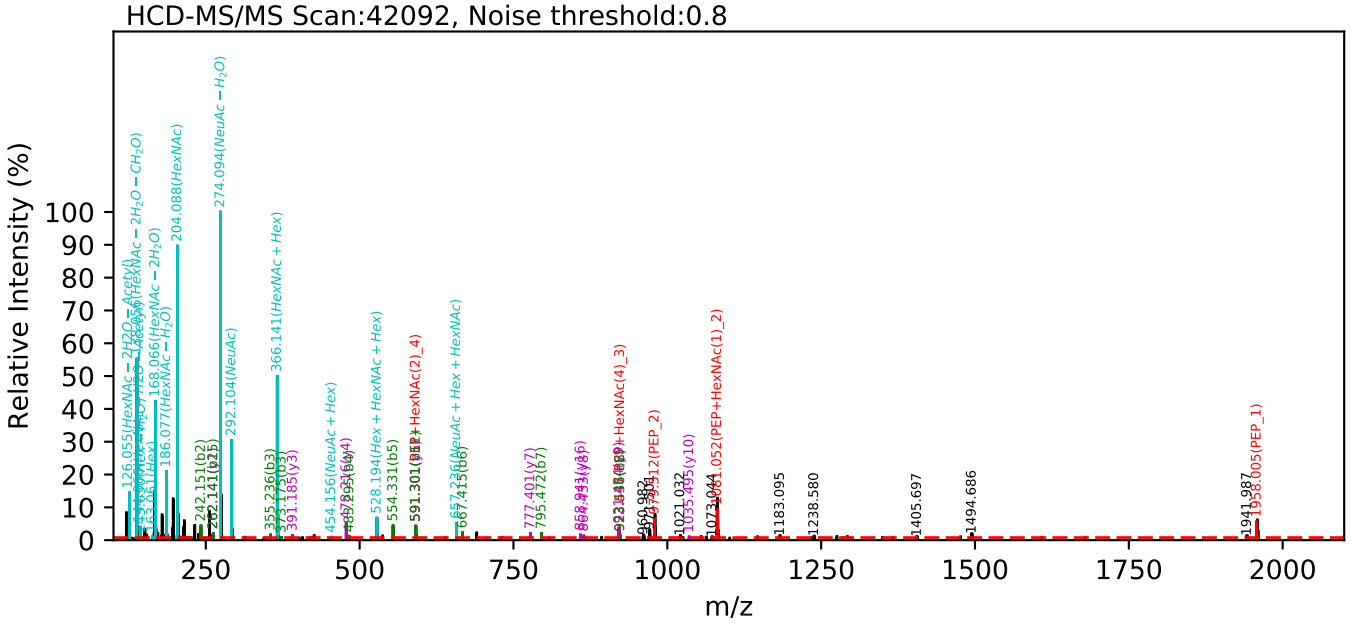

LQLQALQQNGSSVLSEDK(=PEP)_5_4_1_2_0, 0_None, 0_None,
m/z:1077.97(6+), RT:91.92, hcd-score:74.09

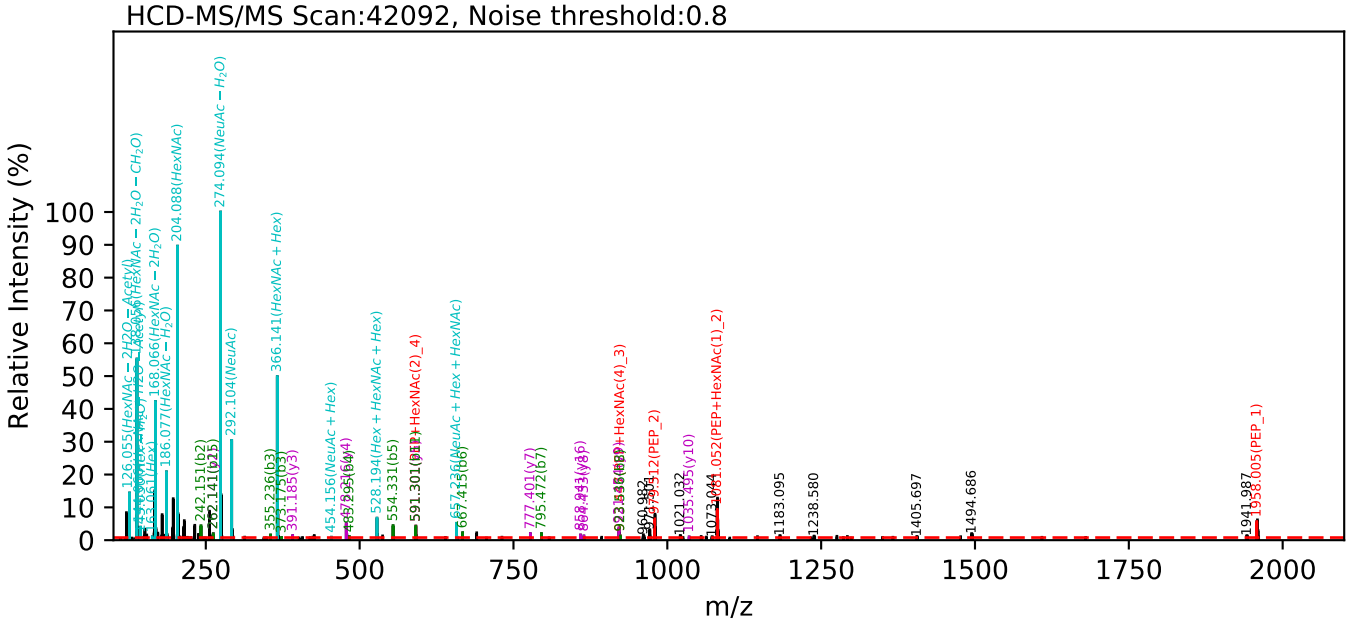

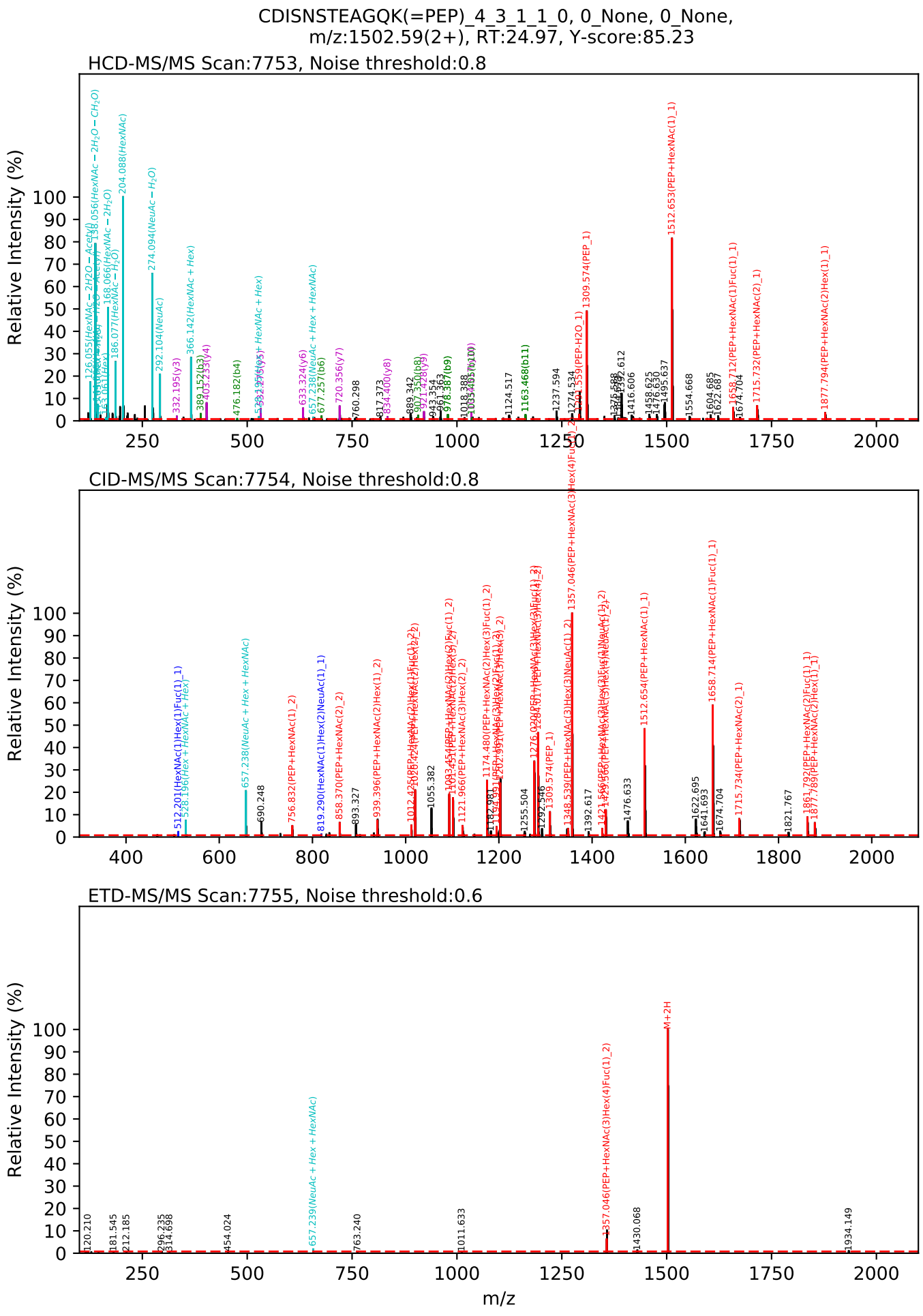
CDISNSTEAGQK(=PEP)_4_3_1_1_0, 0_None, 0_None,
m/z:1502.59(2+), RT:24.97, Y-score:85.23
HCD-MS/MS Scan:7753, Noise threshold:0.8
CID-MS/MS Scan:7754, Noise threshold:0.8
ETD-MS/MS Scan:7755, Noise threshold:0.6
Relative Intensity (%)
m/z

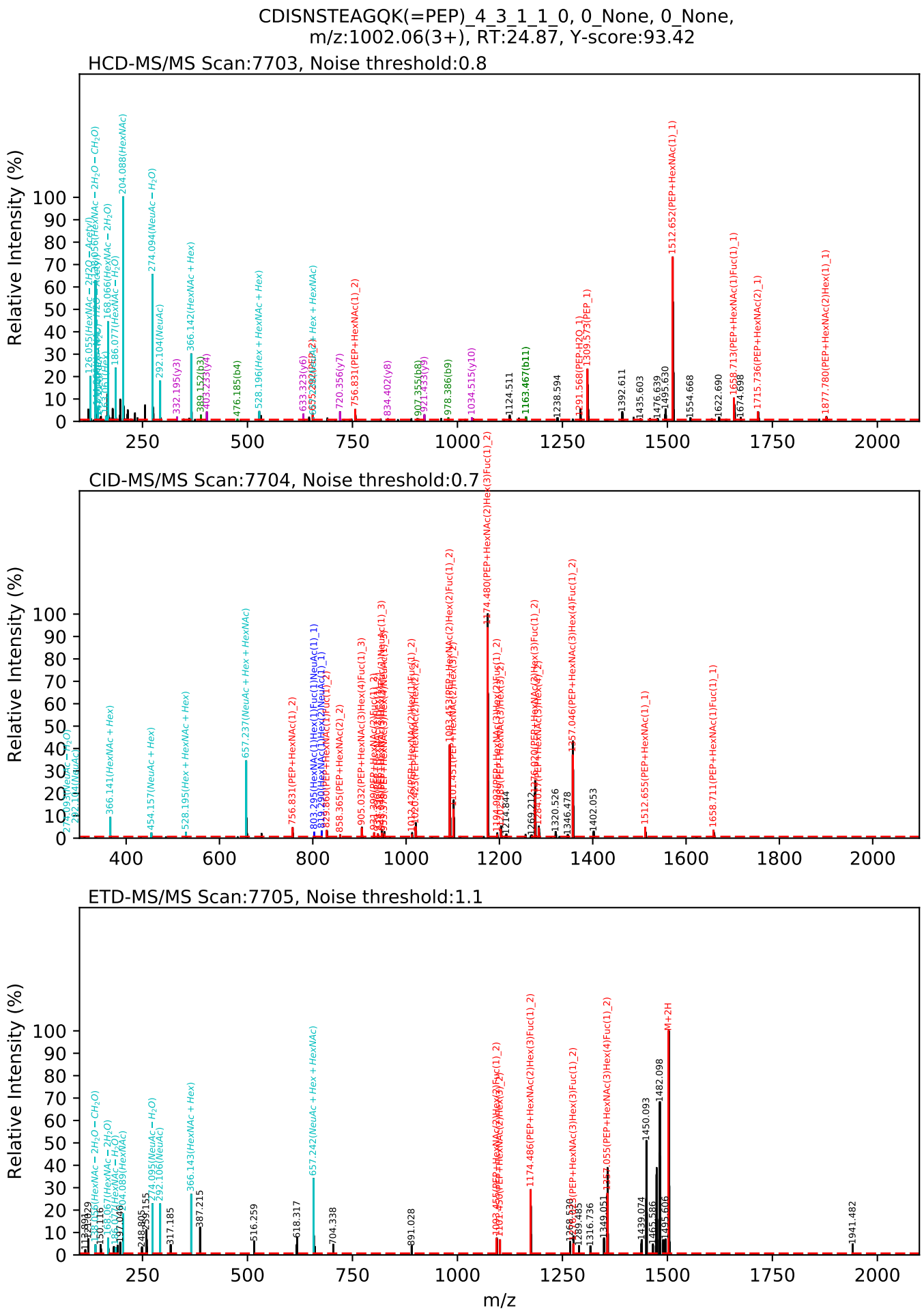
CDISNSTEAGQK(=PEP)_4_3_1_1_0, 0_None, 0_None,
m/z:1002.06(3+), RT:24.87, Y-score:93.42
HCD-MS/MS Scan:7703, Noise threshold:0.8
CID-MS/MS Scan:7704, Noise threshold:0.7
ETD-MS/MS Scan:7705, Noise threshold:1.1
Relative Intensity (%)
m/z

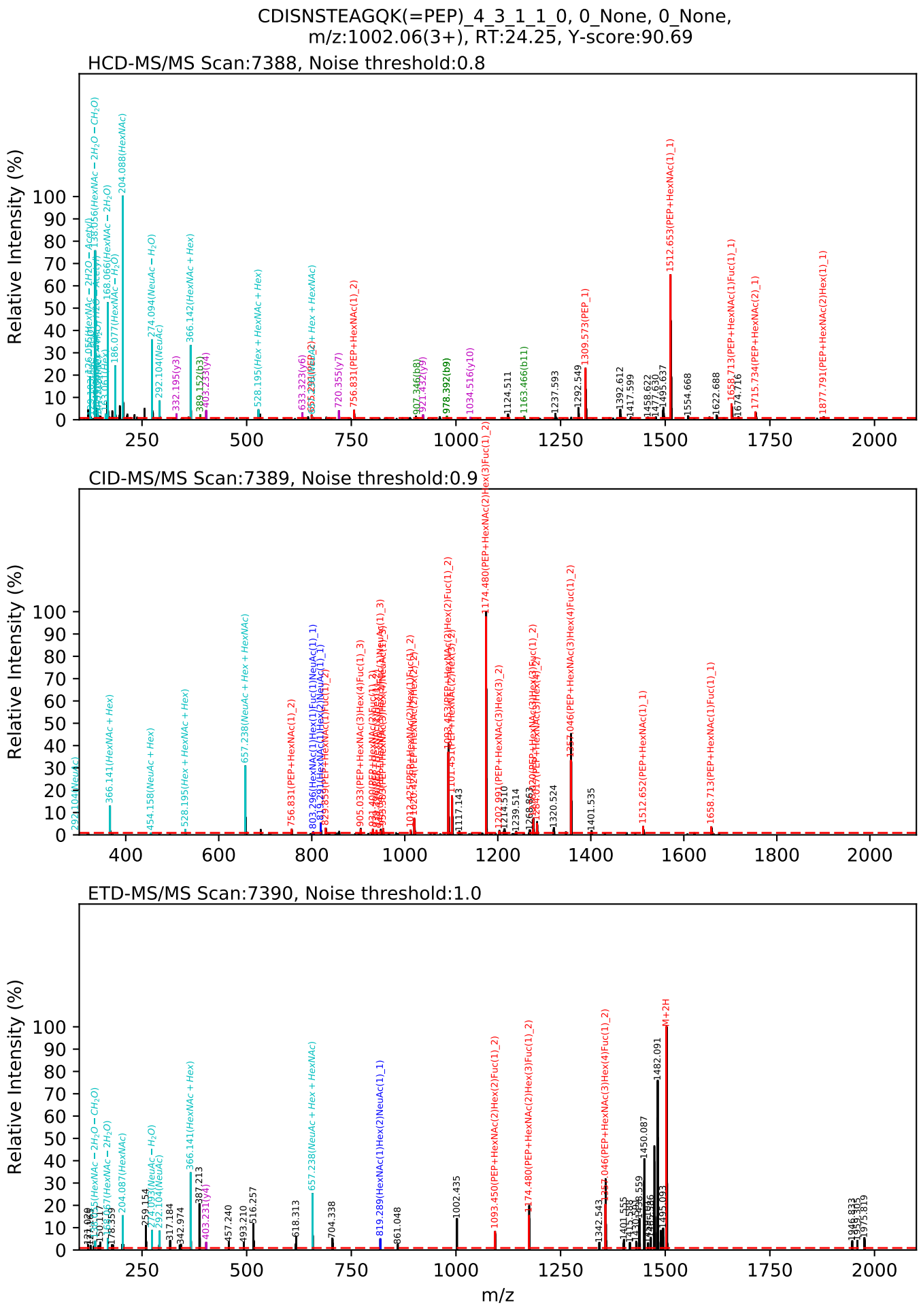
CDISNSTEAGQK(=PEP)_4_3_1_1_0, 0_None, 0_None,
m/z:1002.06(3+), RT:24.25, Y-score:90.69
HCD-MS/MS Scan:7388, Noise threshold:0.8
CID-MS/MS Scan:7389, Noise threshold:0.9
ETD-MS/MS Scan:7390, Noise threshold:1.0
Relative Intensity (%)
m/z

CDISNSTEAGQK(=PEP)_4_4_0_1_0, 0_None, 0_None,
m/z:1021.07(3+), RT:24.84, Y-score:70.96

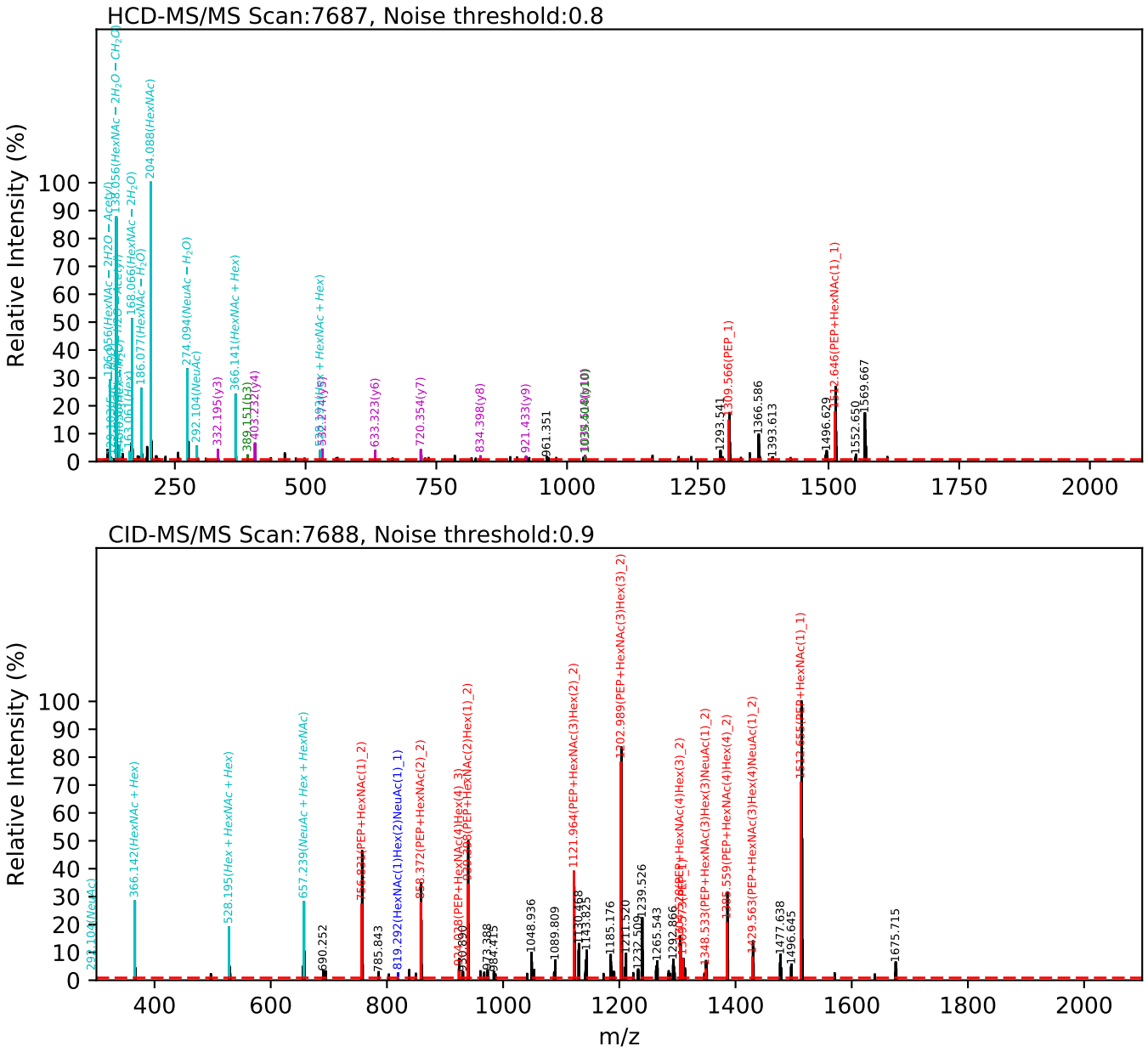

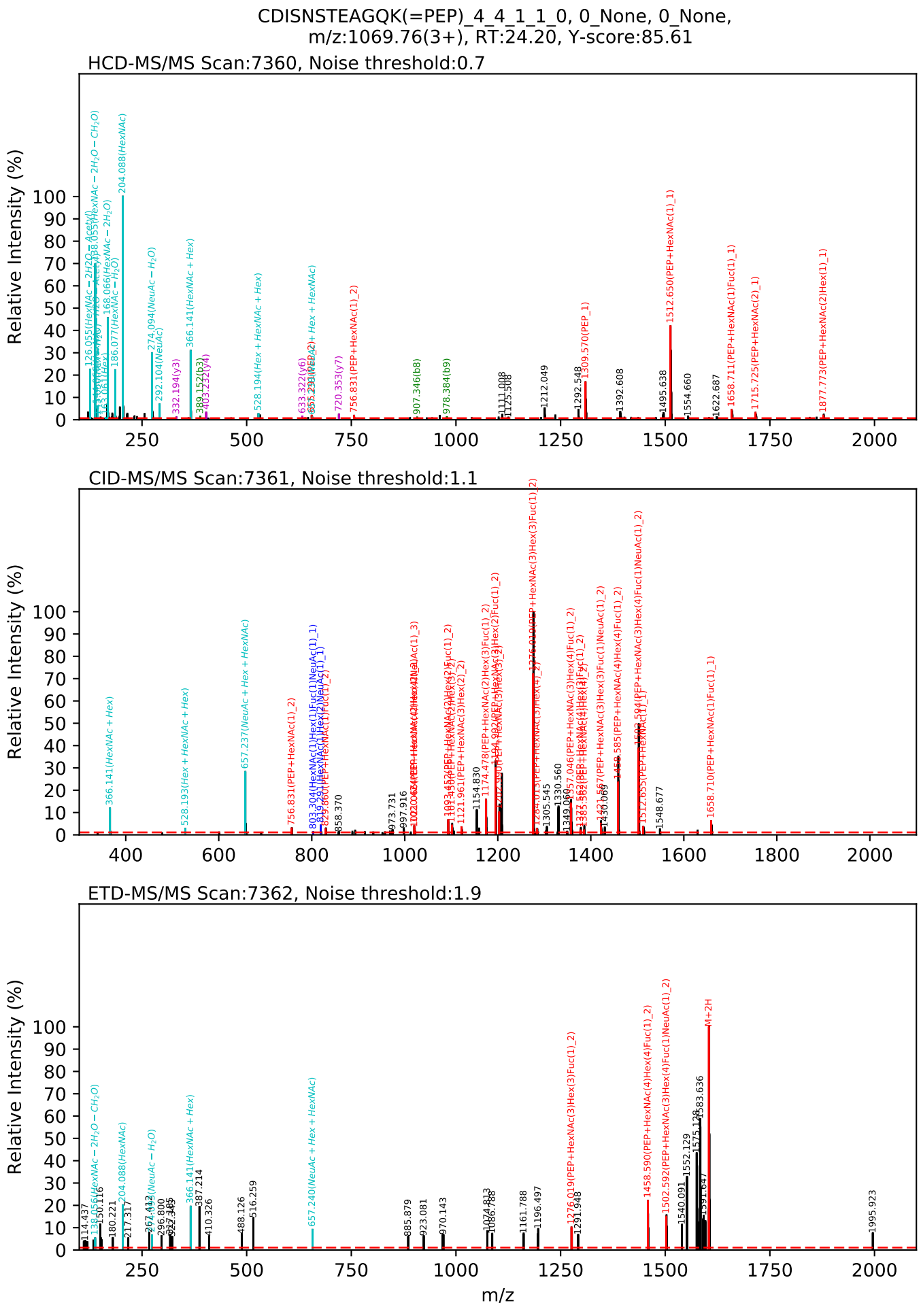
CDISNSTEAGQK(=PEP)_4_4_1_1_0, 0_None, 0_None,
m/z:1069.76(3+), RT:24.20, Y-score:85.61
HCD-MS/MS Scan:7360, Noise threshold:0.7
CID-MS/MS Scan:7361, Noise threshold:1.1
ETD-MS/MS Scan:7362, Noise threshold:1.9
Relative Intensity (%)
m/z

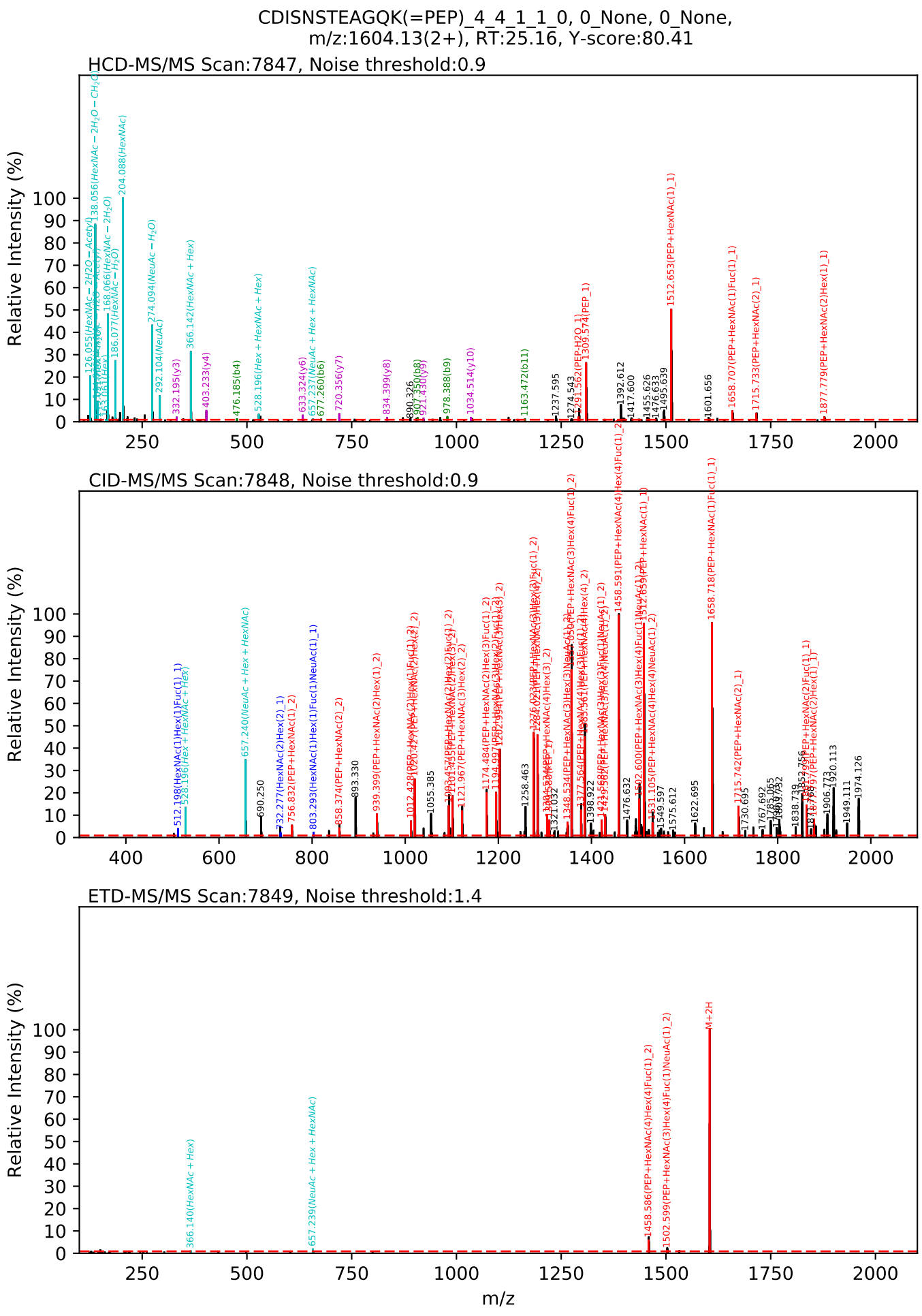
CDISNSTEAGQK(=PEP)_4_4_1_1_0, 0_None, 0_None,
m/z:1604.13(2+), RT:25.16, Y-score:80.41
HCD-MS/MS Scan:7847, Noise threshold:0.9
CID-MS/MS Scan:7848, Noise threshold:0.9
ETD-MS/MS Scan:7849, Noise threshold:1.4
Relative Intensity (%)
m/z
M+2H

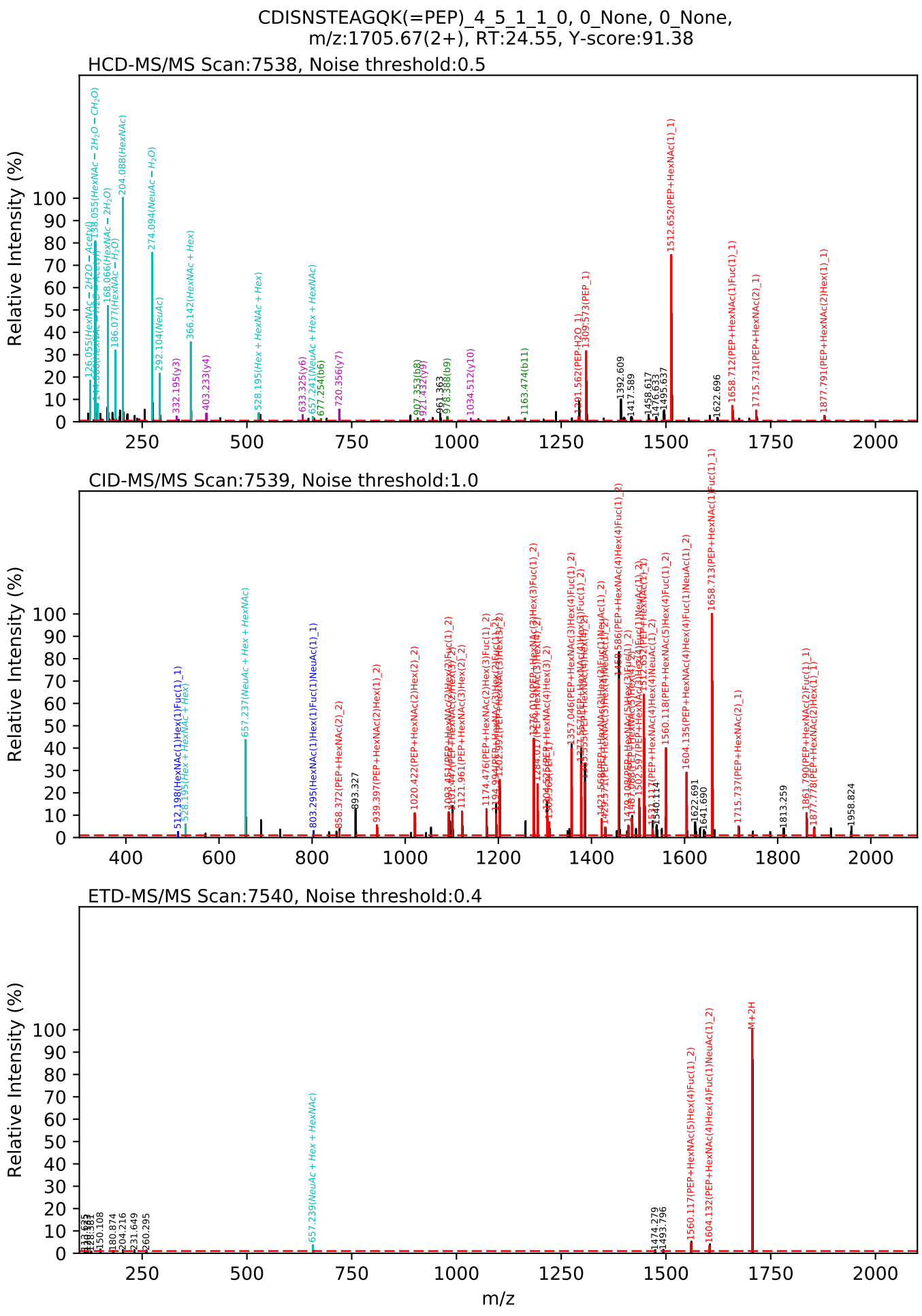
CDISNSTEAGQK(=PEP)_4_5_1_1_0, 0_None, 0_None,
m/z:1705.67(2+), RT:24.55, Y-score:91.38
HCD-MS/MS Scan:7538, Noise threshold:0.5
CID-MS/MS Scan:7539, Noise threshold:1.0
ETD-MS/MS Scan:7540, Noise threshold:0.4
Relative Intensity (%)
m/z

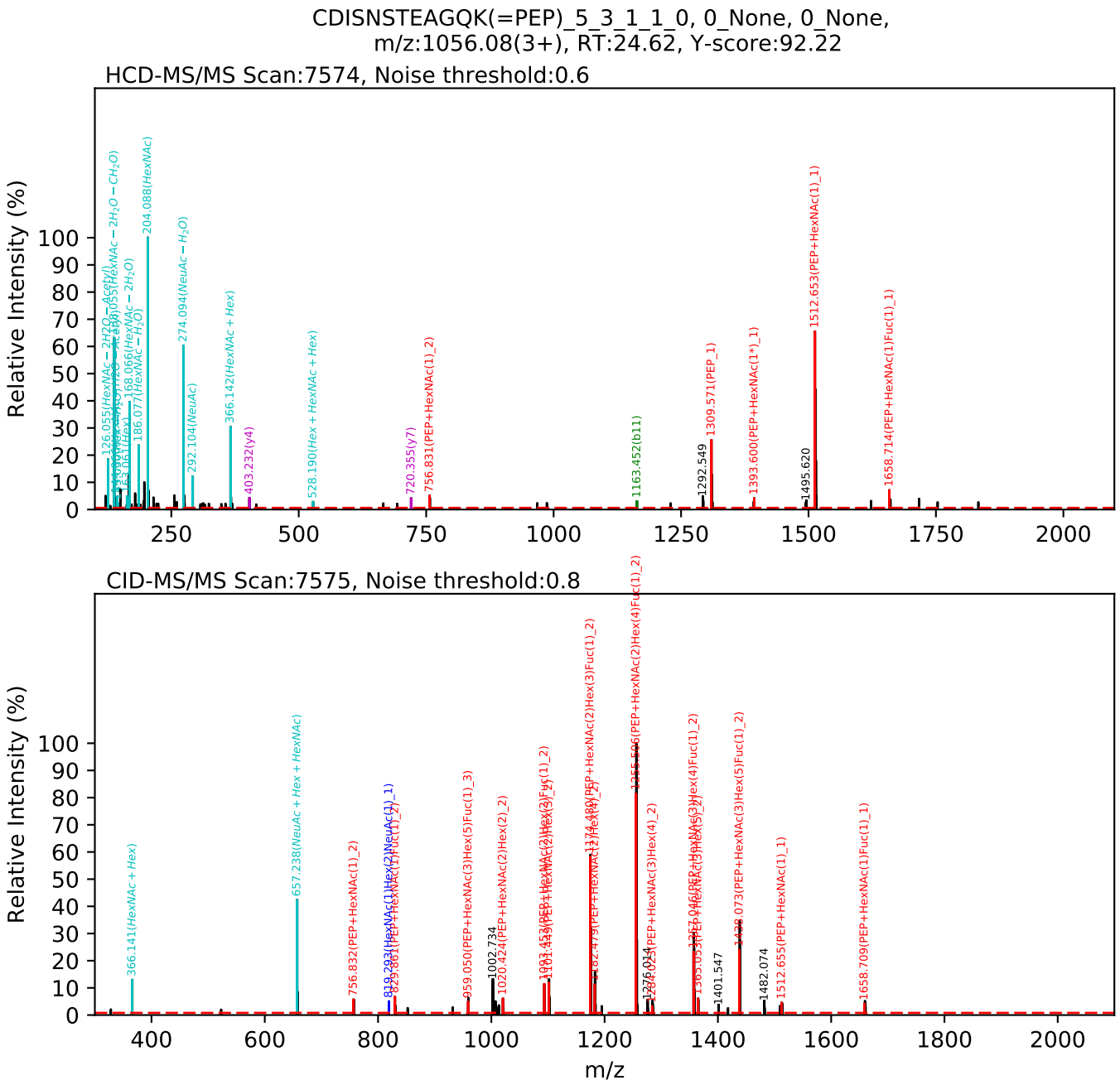
CDISNSTEAGQK(=PEP)_5_3_1_1_0, 0_None, 0_None,
m/z:1056.08(3+), RT:24.62, Y-score:92.22
HCD-MS/MS Scan:7574, Noise threshold:0.6
Relative Intensity (%)
204.088(HexNAc)
274.094(NeuAc − H2O)
292.104(NeuAc)
366.142(HexNAc + Hex)
403.232(y4)
528.190(Hex + HexNAc + Hex)
720.355(y7)
756.831(PEP+HexNAc(1)_2)
1163.452(b11)
1292.549
1309.571(PEP_1)
1393.600(PEP+HexNAc(1*)_1)
1495.620
1512.653(PEP+HexNAc(1)_1)
1658.714(PEP+HexNAc(1)Fuc(1)_1)
CID-MS/MS Scan:7575, Noise threshold:0.8
Relative Intensity (%)
366.141(HexNAc + Hex)
657.238(NeuAc + Hex + HexNAc)
756.832(PEP+HexNAc(1)_2)
959.050(PEP+HexNAc(3)Hex(5)Fuc(1)_3)
1002.734
1020.424(PEP+HexNAc(2)Hex(2)_2)
1255.606(PEP+HexNAc(2)Hex(4)Fuc(1)_2)
1284.023(PEP+HexNAc(3)Hex(4)_2)
1401.547
1482.074
1512.655(PEP+HexNAc(1)_1)
1658.709(PEP+HexNAc(1)Fuc(1)_1)
m/z

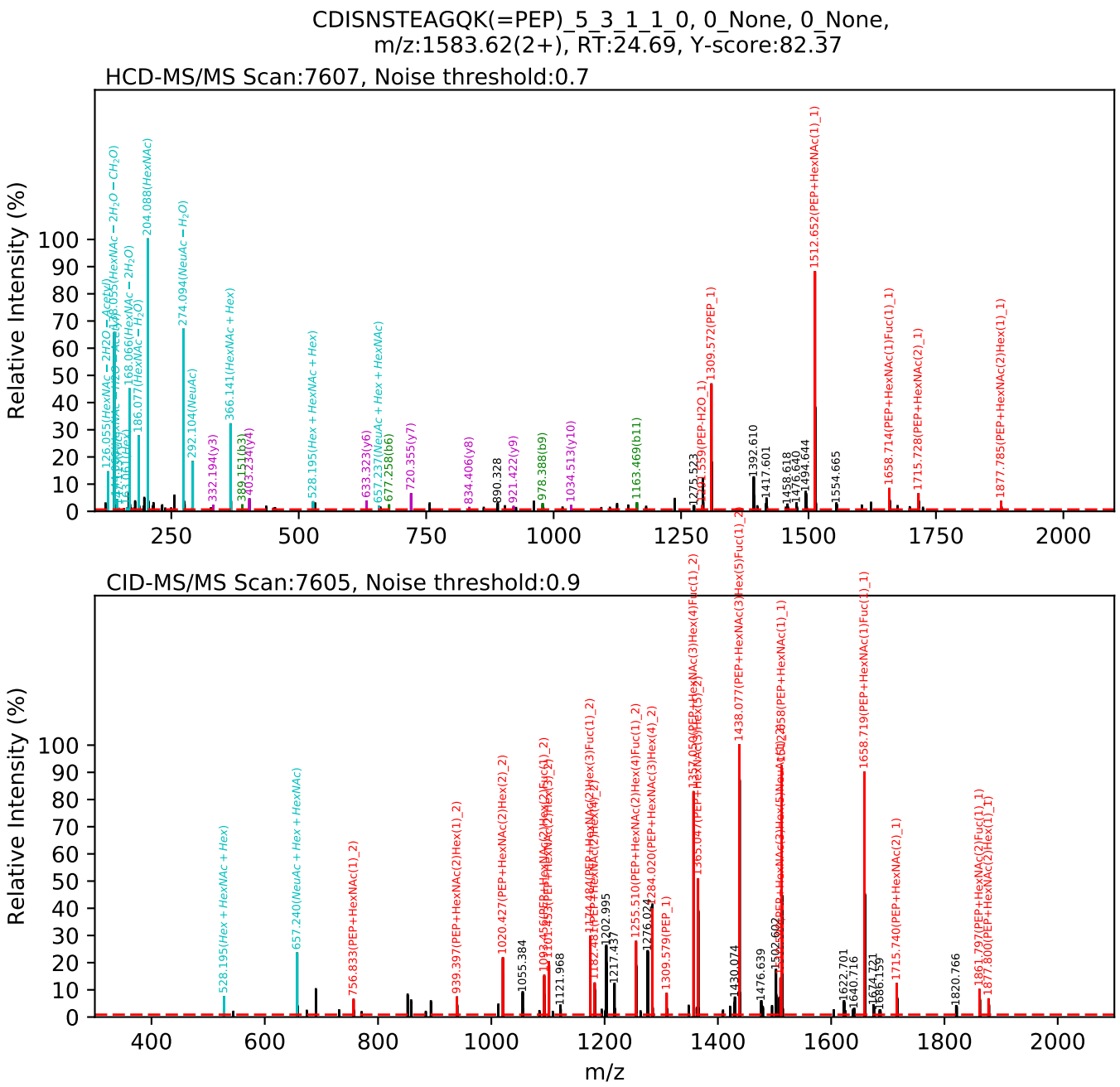
CDISNSTEAGQK(=PEP)_5_3_1_1_0, 0_None, 0_None,
m/z:1583.62(2+), RT:24.69, Y-score:82.37
HCD-MS/MS Scan:7607, Noise threshold:0.7
Relative Intensity (%)
CID-MS/MS Scan:7605, Noise threshold:0.9
Relative Intensity (%)
m/z

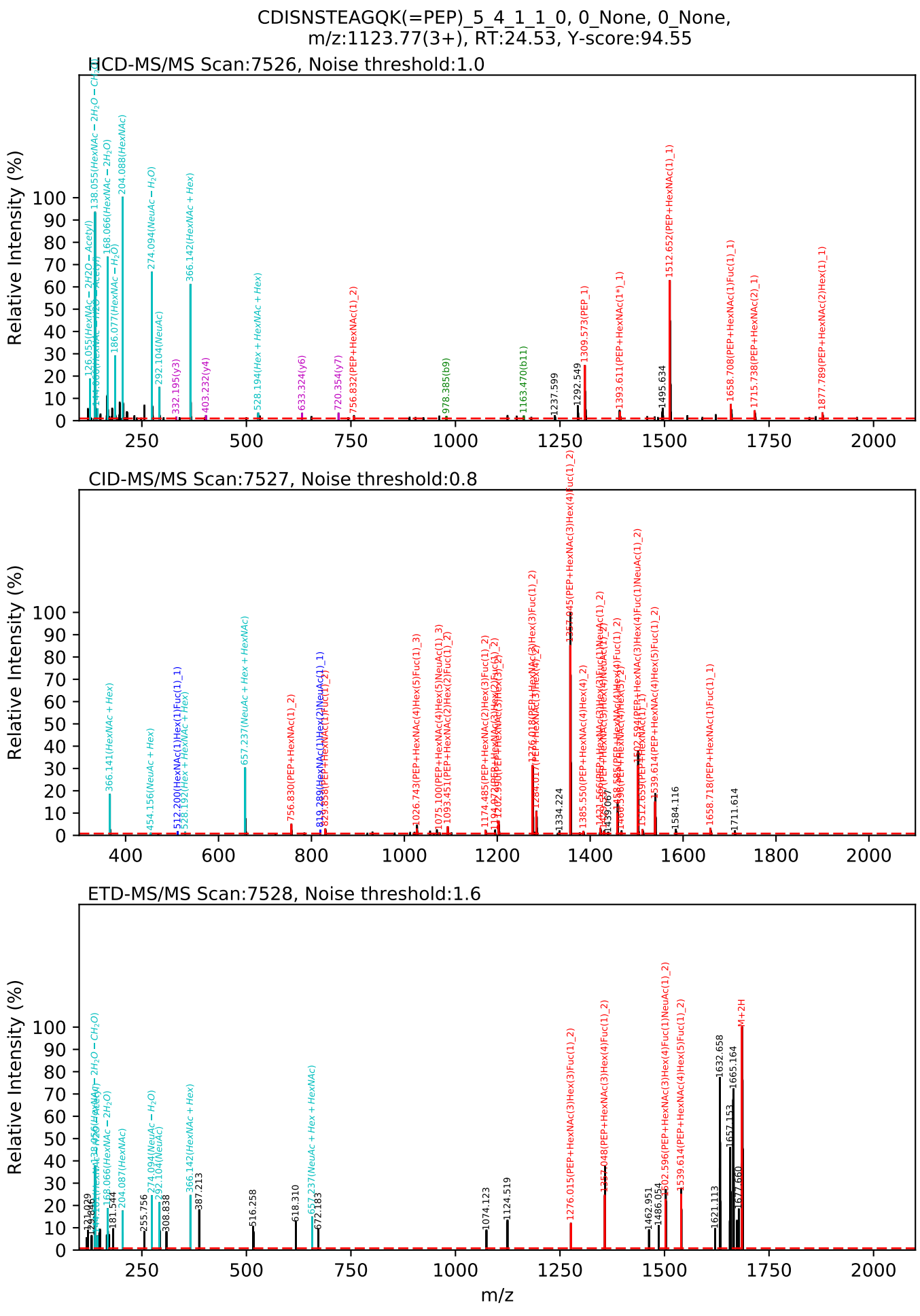
CDISNSTEAGQK(=PEP)_5_4_1_1_0, 0_None, 0_None,
m/z:1123.77(3+), RT:24.53, Y-score:94.55
HCD-MS/MS Scan:7526, Noise threshold:1.0
CID-MS/MS Scan:7527, Noise threshold:0.8
ETD-MS/MS Scan:7528, Noise threshold:1.6
Relative Intensity (%)
m/z

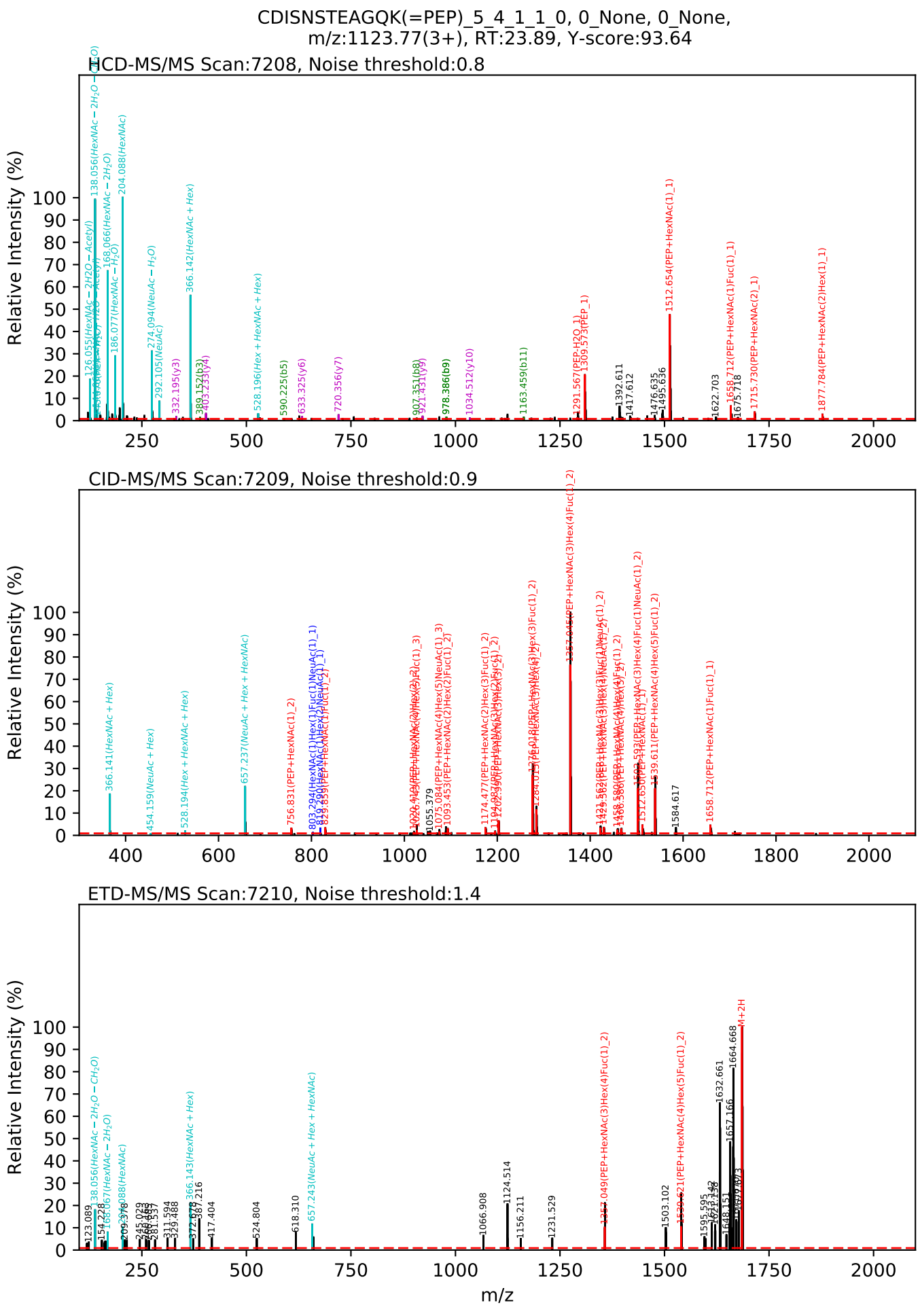
CDISNSTEAGQK(=PEP)_5_4_1_1_0, 0_None, 0_None,
m/z:1123.77(3+), RT:23.89, Y-score:93.64
HCD-MS/MS Scan:7208, Noise threshold:0.8
CID-MS/MS Scan:7209, Noise threshold:0.9
ETD-MS/MS Scan:7210, Noise threshold:1.4
Relative Intensity (%)
m/z

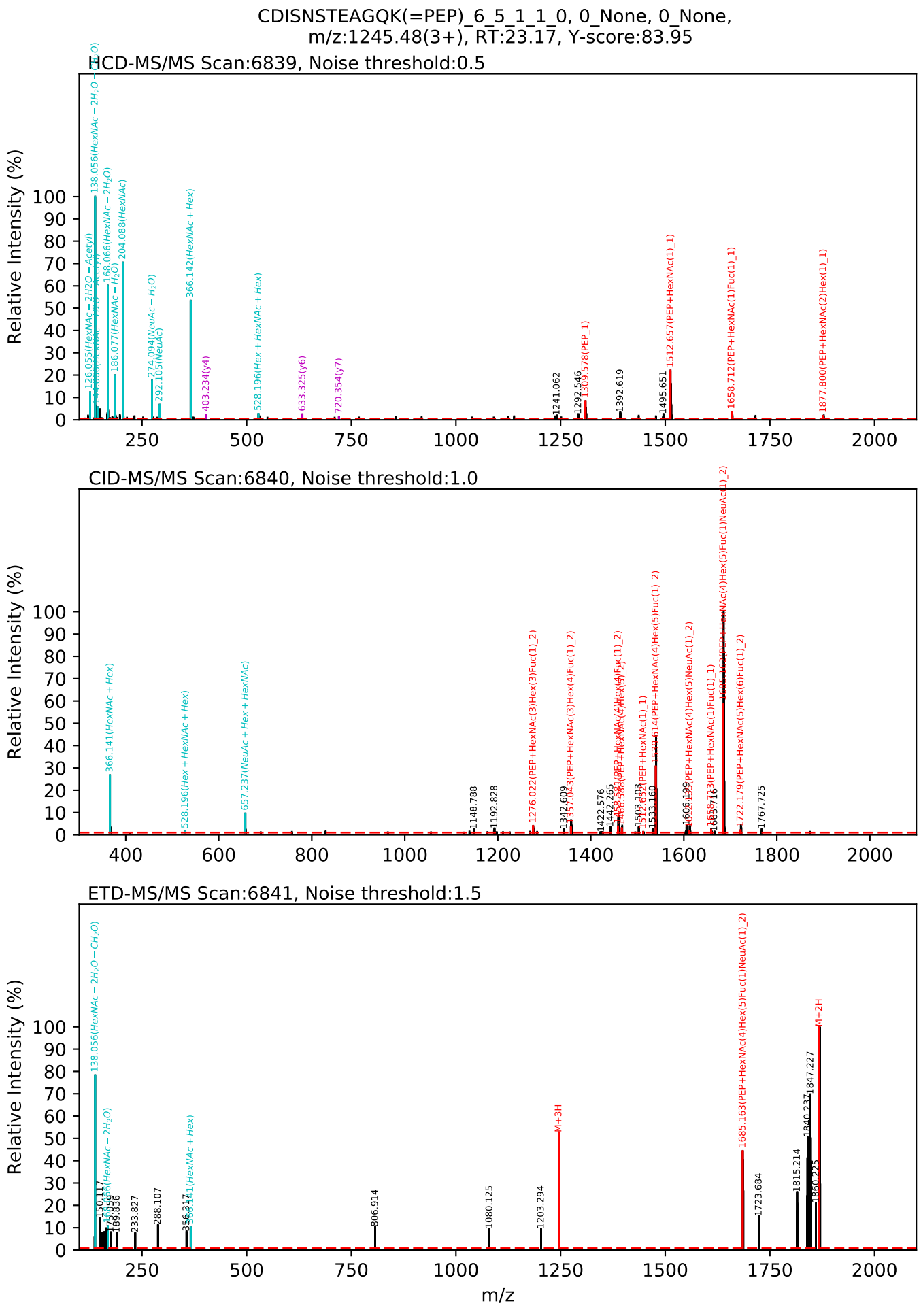
CDISNSTEAGQK(=PEP)_6_5_1_1_0, 0_None, 0_None,
m/z:1245.48(3+), RT:23.17, Y-score:83.95
HCD-MS/MS Scan:6839, Noise threshold:0.5
CID-MS/MS Scan:6840, Noise threshold:1.0
ETD-MS/MS Scan:6841, Noise threshold:1.5
Relative Intensity (%)
m/z

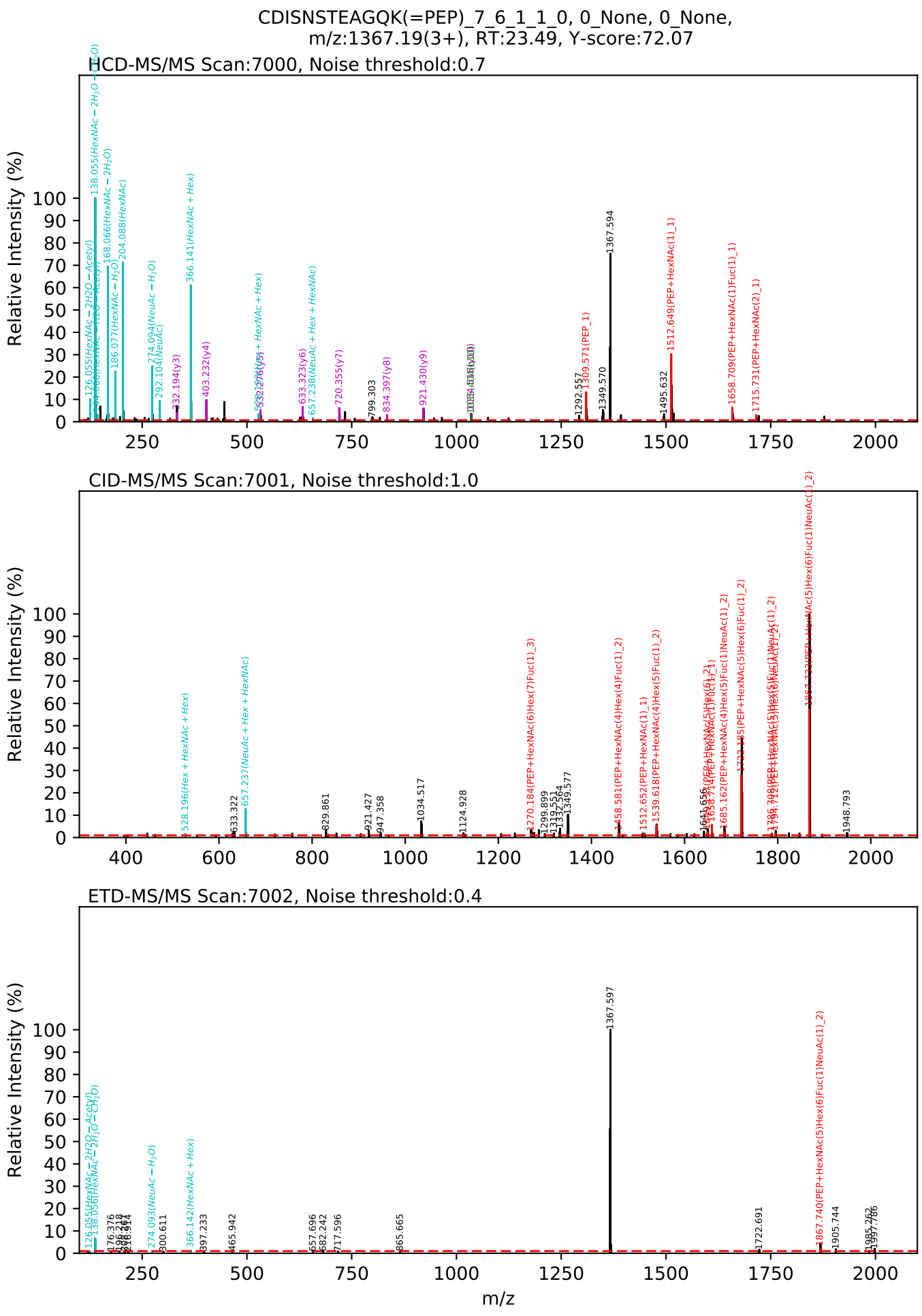
CDISNSTEAGQK(=PEP)_7_6_1_1_0, 0_None, 0_None,
m/z:1367.19(3+), RT:23.49, Y-score:72.07
HCD-MS/MS Scan:7000, Noise threshold:0.7
CID-MS/MS Scan:7001, Noise threshold:1.0
ETD-MS/MS Scan:7002, Noise threshold:0.4
Relative Intensity (%)
m/z

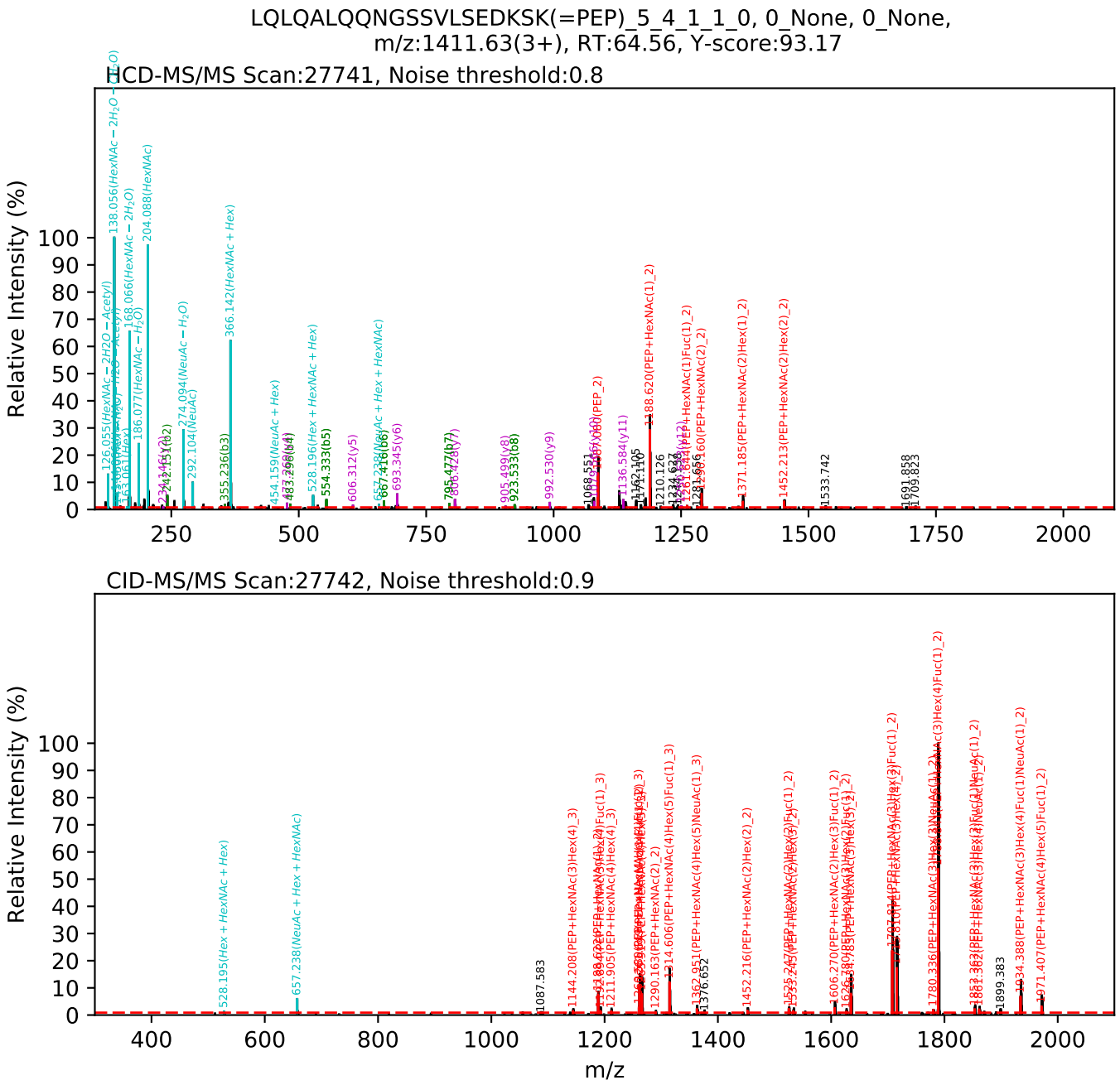
LQLQALQQNGSSVLSEDKSK(=PEP)_5_4_1_1_0, 0_None, 0_None,
m/z:1411.63(3+), RT:64.56, Y-score:93.17
HCD-MS/MS Scan:27741, Noise threshold:0.8
Relative Intensity (%)
CID-MS/MS Scan:27742, Noise threshold:0.9
Relative Intensity (%)
m/z

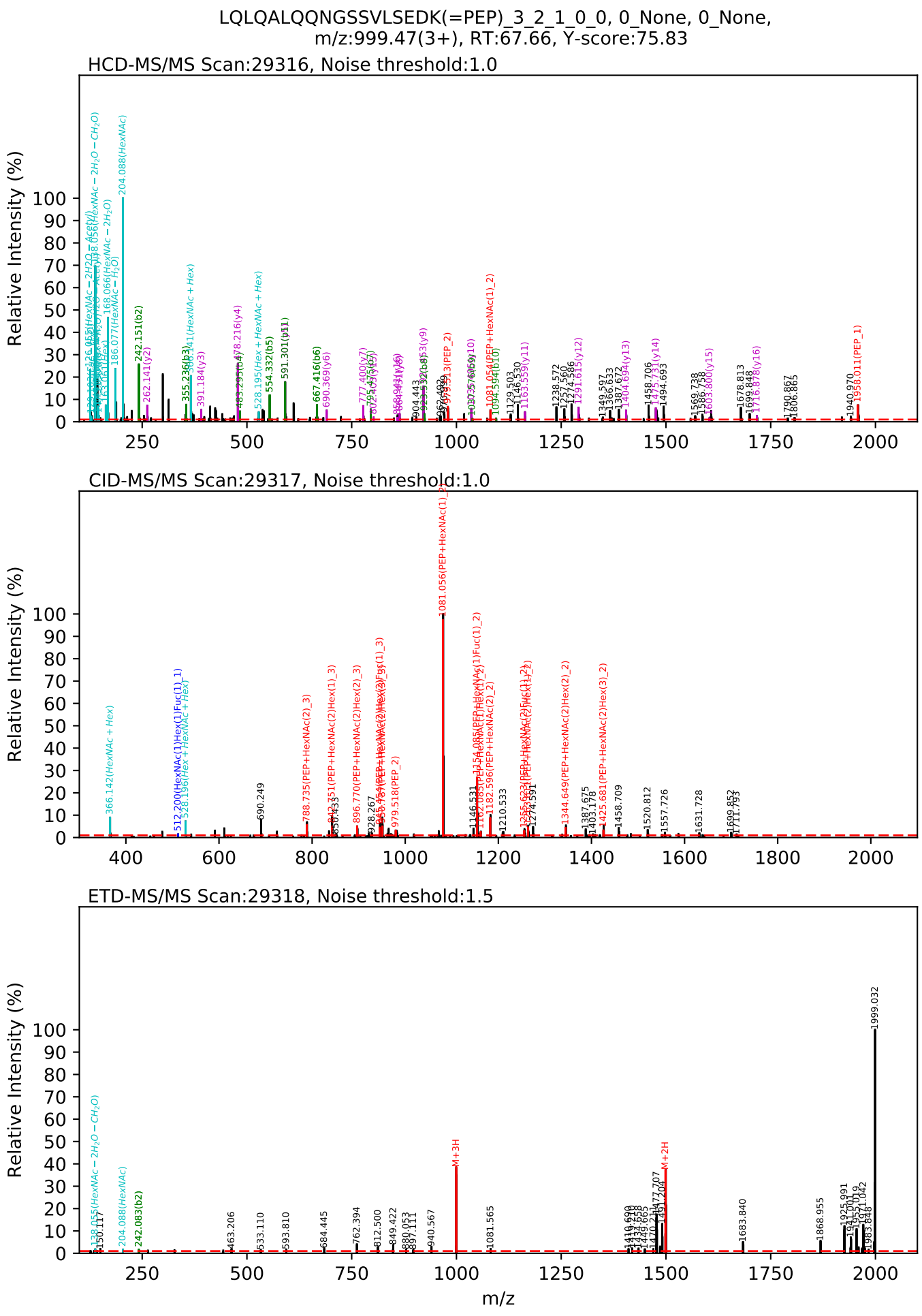
LQLQALQQNGSSVLSEDK(=PEP)_3_2_1_0_0, 0_None, 0_None,
m/z:999.47(3+), RT:67.66, Y-score:75.83
HCD-MS/MS Scan:29316, Noise threshold:1.0
CID-MS/MS Scan:29317, Noise threshold:1.0
ETD-MS/MS Scan:29318, Noise threshold:1.5
Relative Intensity (%)
m/z

LQLQALQQNGSSVLSEDK(=PEP)_3_3_1_0_0, 0_None, 0_None,
m/z:1600.24(2+), RT:67.32, Y-score:85.87

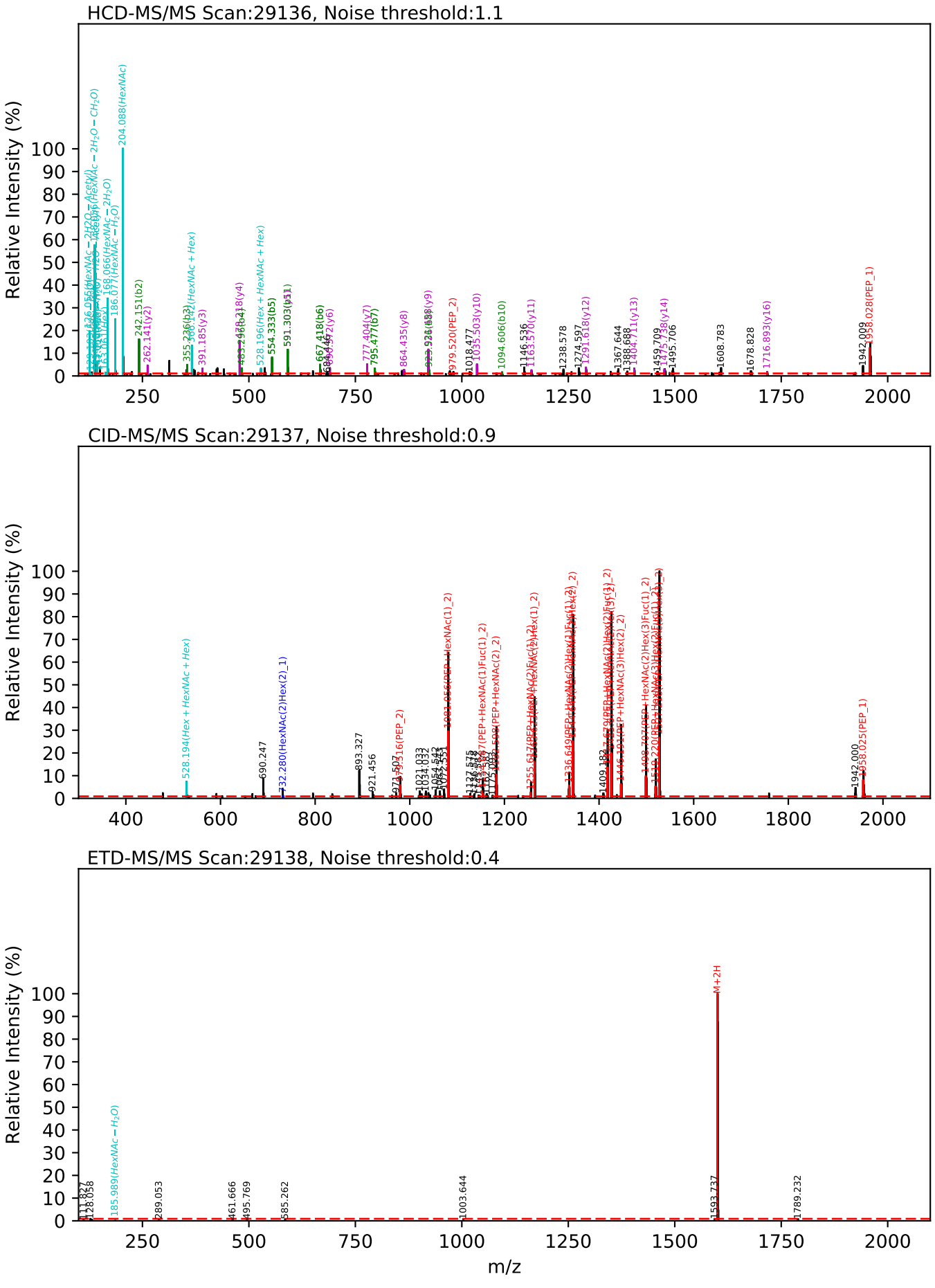

LQLQALQQNGSSVLSEDK(=PEP)_3_3_1_0_0, 0_None, 0_None,
m/z:1600.24(2+), RT:67.45, Y-score:83.76

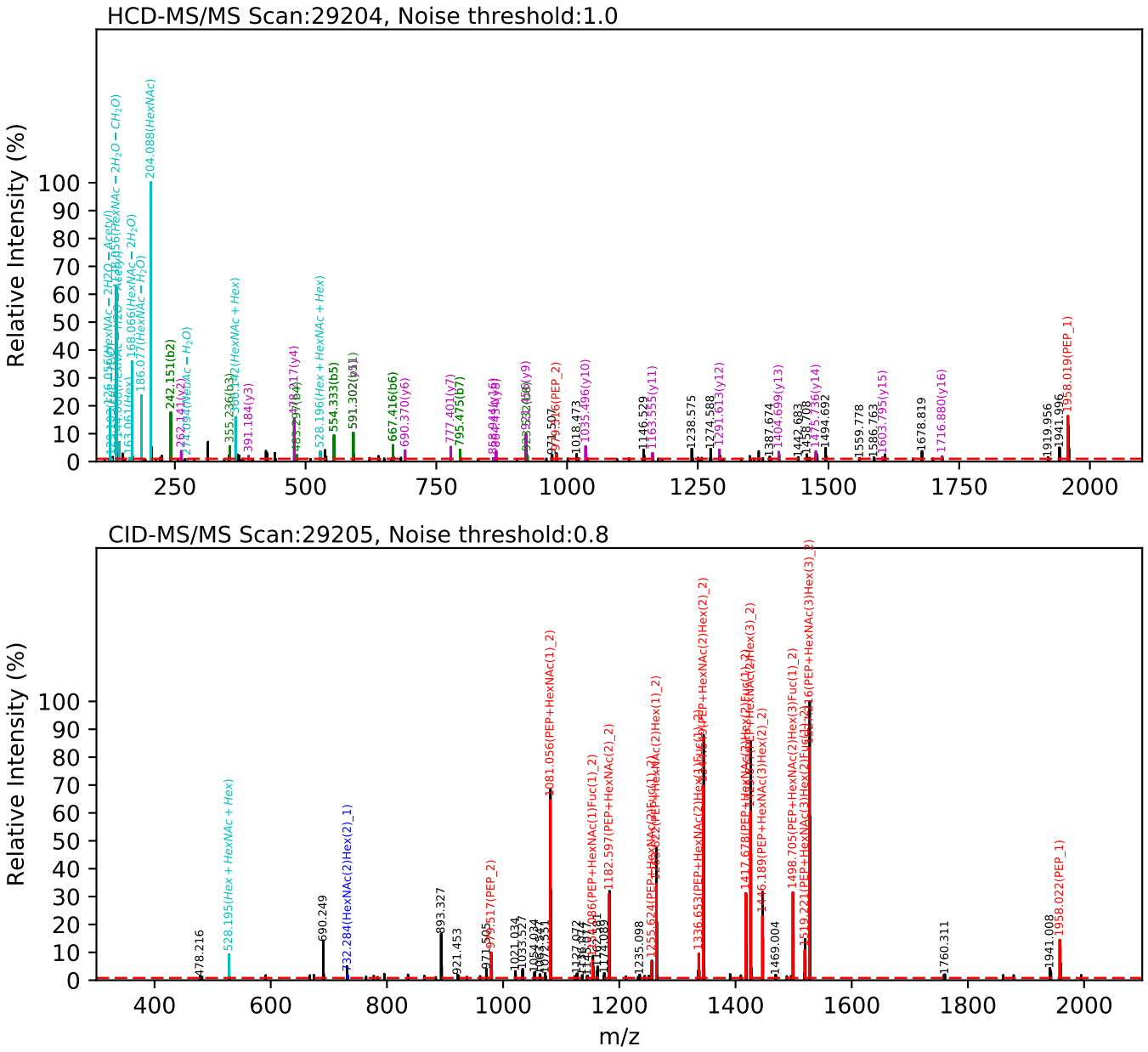

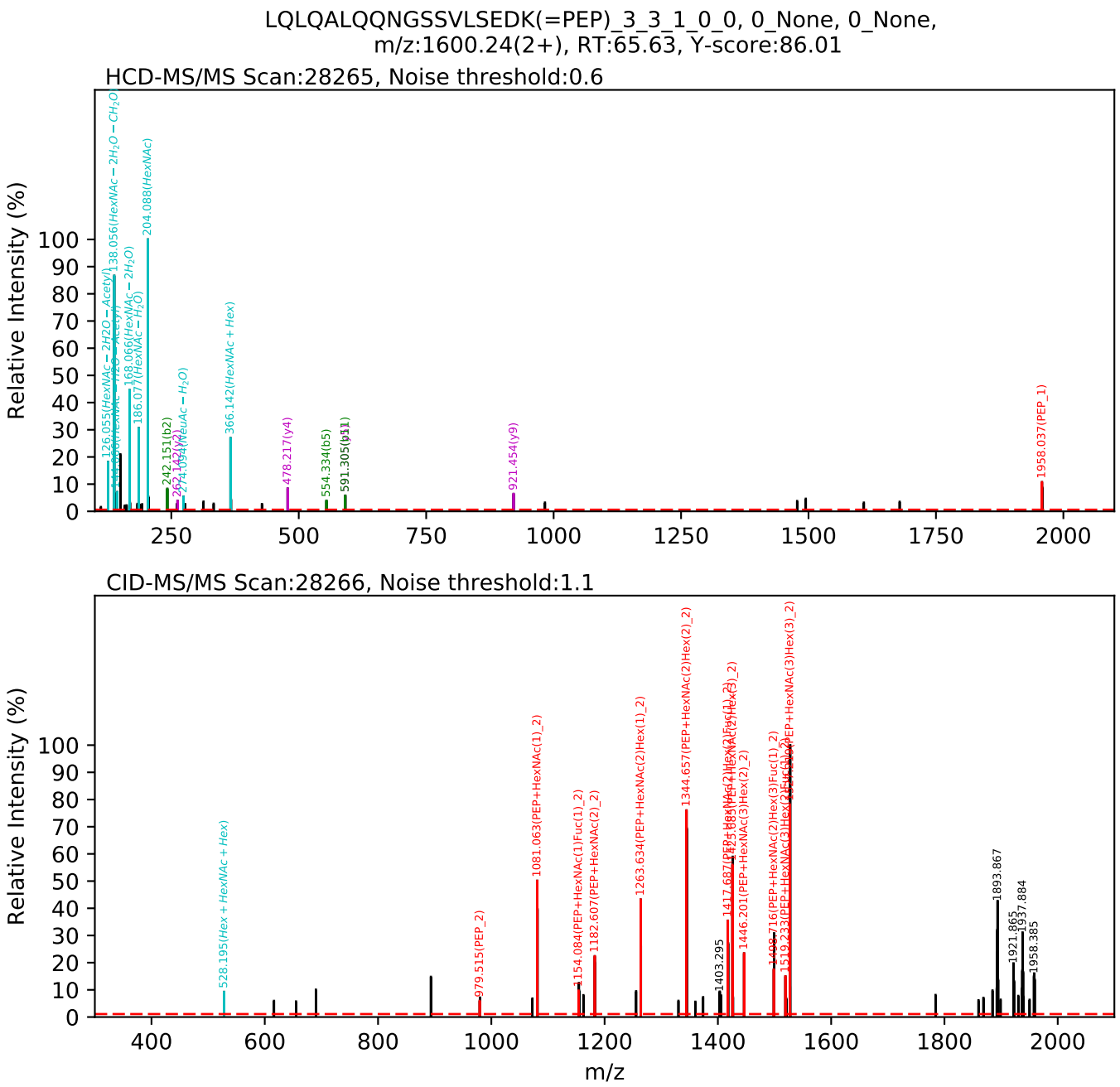
LQLQALQQNGSSVLSEDK(=PEP)_3_3_1_0_0, 0_None, 0_None,
m/z:1600.24(2+), RT:65.63, Y-score:86.01
HCD-MS/MS Scan:28265, Noise threshold:0.6
Relative Intensity (%)
126.055(HexNAc − 2H2O − Acetyl)
138.056(HexNAc − 2H2O − CH2O)
168.066(HexNAc − 2H2O)
186.077(HexNAc − H2O)
204.088(HexNAc)
242.151(b2)
366.142(HexNAc + Hex)
478.217(y4)
554.334(b5)
591.305(b11)
921.454(y9)
1958.037(PEP_1)
CID-MS/MS Scan:28266, Noise threshold:1.1
Relative Intensity (%)
528.195(Hex + HexNAc + Hex)
979.515(PEP_2)
1081.063(PEP+HexNAc(1)_2)
1154.084(PEP+HexNAc(1)Fuc(1)_2)
1182.607(PEP+HexNAc(2)_2)
1263.634(PEP+HexNAc(2)Hex(1)_2)
1344.657(PEP+HexNAc(2)Hex(2)_2)
1403.295
1417.687(PEP+HexNAc(2)Hex(2)Fuc(1)_2)
1425.085(PEP+HexNAc(2)Hex(3)_2)
1446.201(PEP+HexNAc(3)Hex(2)_2)
1519.233(PEP+HexNAc(3)Hex(3)_2)
1893.867
1921.865
1937.884
1958.385
m/z

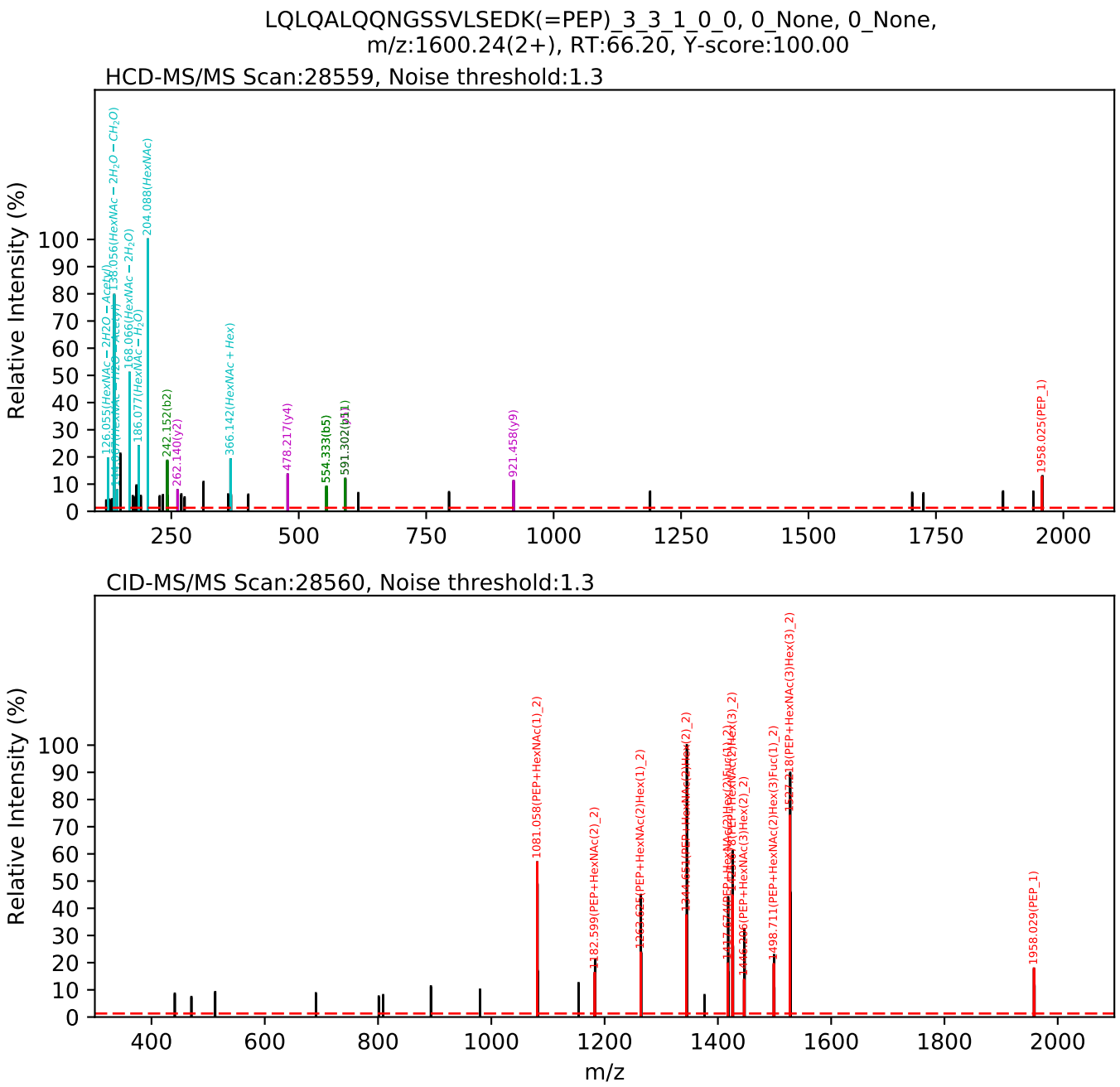
LQLQALQQNGSSVLSEDK(=PEP)_3_3_1_0_0, 0_None, 0_None,
m/z:1600.24(2+), RT:66.20, Y-score:100.00
HCD-MS/MS Scan:28559, Noise threshold:1.3
Relative Intensity (%)
126.055(HexNAc − 2H2O − ACetyl)
138.056(HexNAc − 2H2O − CH2O)
144.066(HexNAc − H2O − ACetyl)
168.066(HexNAc − 2H2O)
186.077(HexNAc − H2O)
204.088(HexNAc)
242.152(b2)
262.140(y2)
366.142(HexNAc + Hex)
478.217(y4)
554.333(b5)
591.302(p11)
921.458(y9)
1958.025(PEP_1)
CID-MS/MS Scan:28560, Noise threshold:1.3
Relative Intensity (%)
1081.058(PEP+HexNAc(1)_2)
1182.599(PEP+HexNAc(2)_2)
1263.625(PEP+HexNAc(2)Hex(1)_2)
1498.711(PEP+HexNAc(2)Hex(3)Fuc(1)_2)
1537.218(PEP+HexNAc(3)Hex(3)_2)
1958.029(PEP_1)
m/z

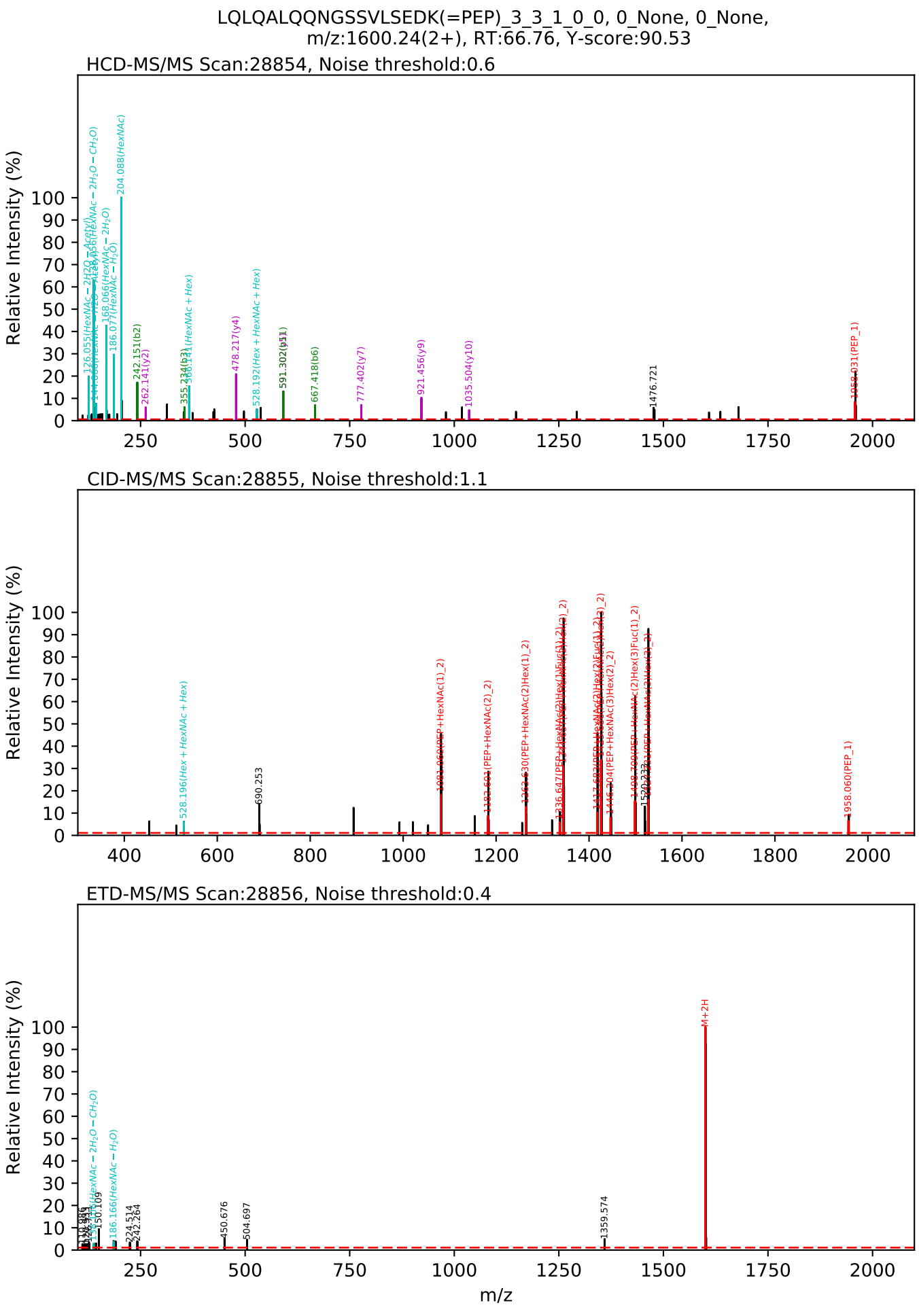
LQLQALQQNGSSVLSEDK(=PEP)_3_3_1_0_0, 0_None, 0_None,
m/z:1600.24(2+), RT:66.76, Y-score:90.53
HCD-MS/MS Scan:28854, Noise threshold:0.6
Relative Intensity (%)
204.088(HexNAc)
242.151(b2)
262.141(y2)
478.217(y4)
528.192(Hex + HexNAc + Hex)
591.302(b11)
667.418(b6)
777.402(y7)
921.456(y9)
1035.504(y10)
1476.721
1958.031(PEP_1)
CID-MS/MS Scan:28855, Noise threshold:1.1
Relative Intensity (%)
528.196(Hex + HexNAc + Hex)
690.253
1958.060(PEP_1)
ETD-MS/MS Scan:28856, Noise threshold:0.4
Relative Intensity (%)
M+2H
450.676
504.697
1359.574
m/z

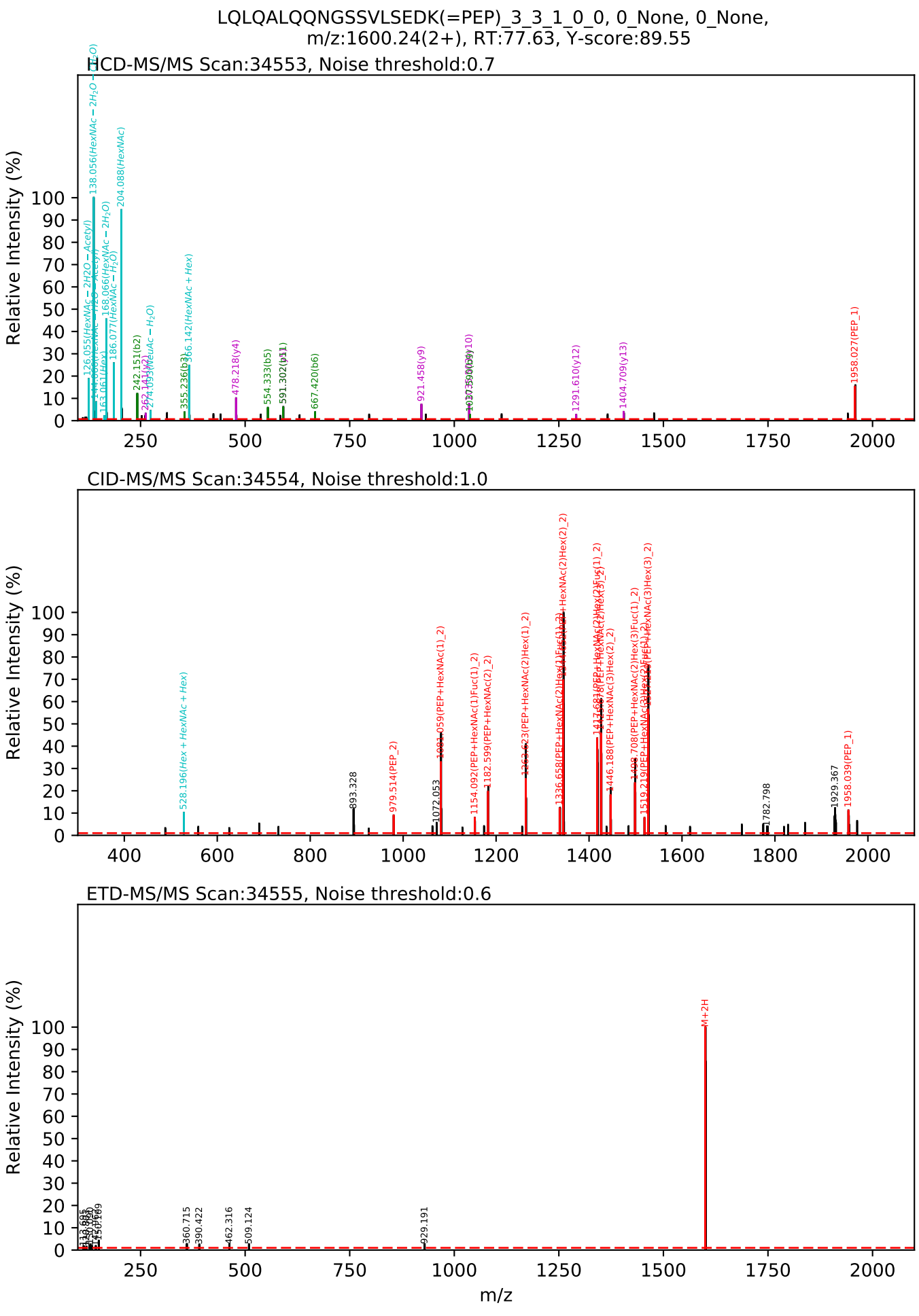
LQLQALQQNGSSVLSEDK(=PEP)_3_3_1_0_0, 0_None, 0_None,
m/z:1600.24(2+), RT:77.63, Y-score:89.55
HCD-MS/MS Scan:34553, Noise threshold:0.7
Relative Intensity (%)
204.088(HexNAc)
138.056(HexNAc − 2H2O)
242.151(b2)
355.236(b3)
366.142(HexNAc + Hex)
478.218(y4)
554.333(b5)
591.302(y11)
667.420(b6)
921.458(y9)
1291.610(y12)
1404.709(y13)
1958.027(PEP_1)
CID-MS/MS Scan:34554, Noise threshold:1.0
Relative Intensity (%)
528.196(Hex + HexNAc + Hex)
893.328
979.514(PEP_2)
1072.053
1154.092(PEP+HexNAc(1)Fuc(1)_2)
1182.599(PEP+HexNAc(2)_2)
1263.623(PEP+HexNAc(2)Hex(1)_2)
1336.658(PEP+HexNAc(2)Hex(1)Fuc(1)_2)
1446.188(PEP+HexNAc(3)Hex(2)_2)
1519.219(PEP+HexNAc(3)Hex(2)Fuc(1)_2)
1782.798
1929.367
1958.039(PEP_1)
ETD-MS/MS Scan:34555, Noise threshold:0.6
Relative Intensity (%)
360.715
390.422
462.316
509.124
929.191
M+2H
m/z

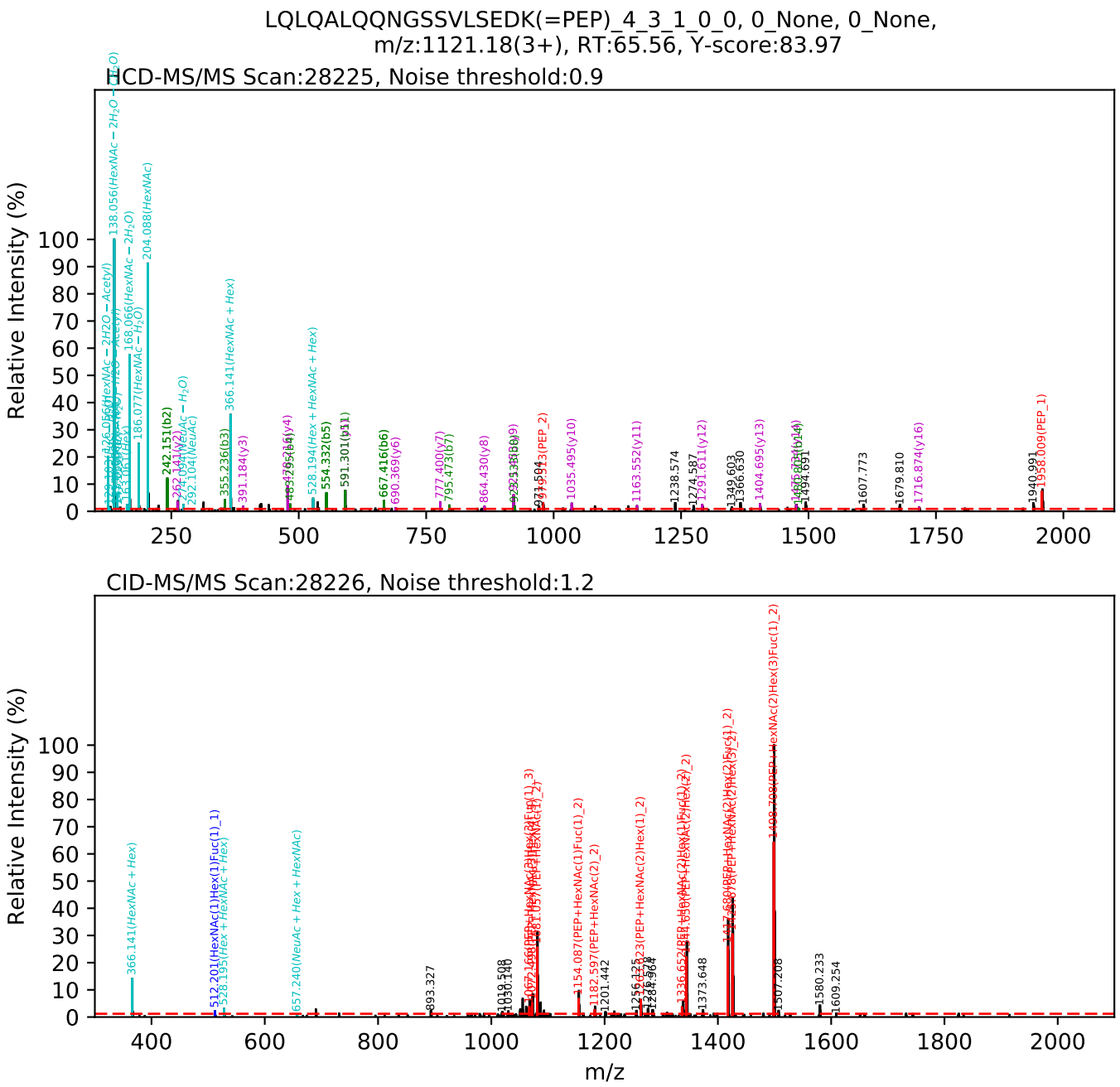
LQLQALQQNGSSVLSEDK(=PEP)_4_3_1_0_0, 0_None, 0_None,
m/z:1121.18(3+), RT:65.56, Y-score:83.97
HCD-MS/MS Scan:28225, Noise threshold:0.9
Relative Intensity (%)
242.151(b2)
204.088(HexNAc)
138.056(HexNAc − 2H2O − Acetyl)
186.077(HexNAc − H2O)
168.066(HexNAc − 2H2O)
366.141(HexNAc + Hex)
528.194(Hex + HexNAc + Hex)
554.332(b5)
591.301(y11)
667.416(b6)
690.369(y6)
777.400(y7)
795.473(b7)
864.430(y8)
1035.495(y10)
1163.552(y11)
1291.611(y12)
1404.695(y13)
1716.874(y16)
1938.009(PEP_1)
CID-MS/MS Scan:28226, Noise threshold:1.2
Relative Intensity (%)
366.141(HexNAc + Hex)
512.201(HexNAc(1)Hex(1)Fuc(1)_1)
528.195(Hex + HexNAc + Hex)
657.240(NeuAc + Hex + HexNAc)
893.327
1154.087(PEP+HexNAc(1)Fuc(1)_2)
1182.597(PEP+HexNAc(2)_2)
1201.442
1256.125
1276.223(PEP+HexNAc(2)Hex(1)_2)
1373.648
1507.208
1580.233
1609.254
m/z

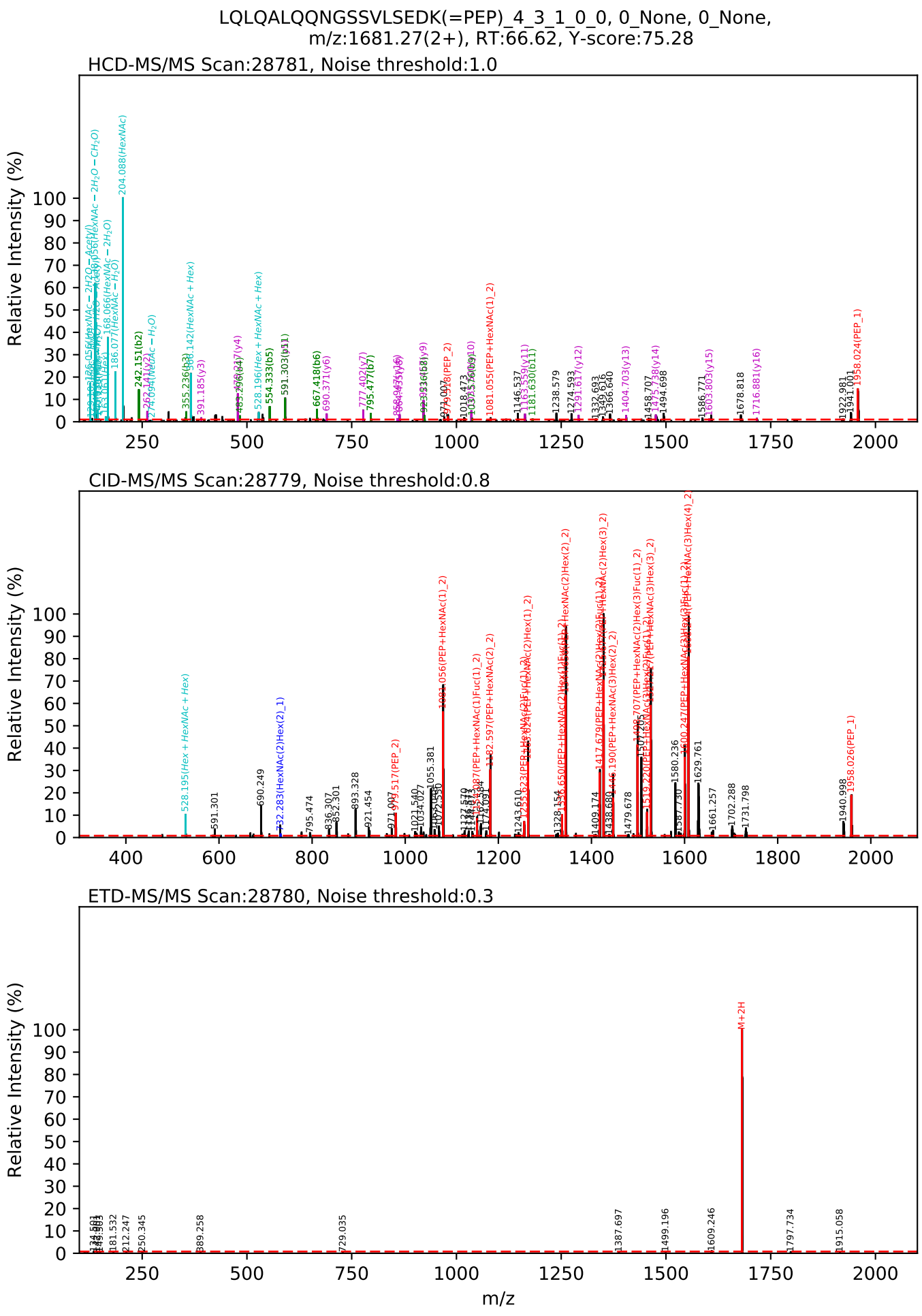
LQLQALQQNGSSVLSEDK(=PEP)_4_3_1_0_0, 0_None, 0_None,
m/z:1681.27(2+), RT:66.62, Y-score:75.28
HCD-MS/MS Scan:28781, Noise threshold:1.0
CID-MS/MS Scan:28779, Noise threshold:0.8
ETD-MS/MS Scan:28780, Noise threshold:0.3
Relative Intensity (%)
m/z
M+2H

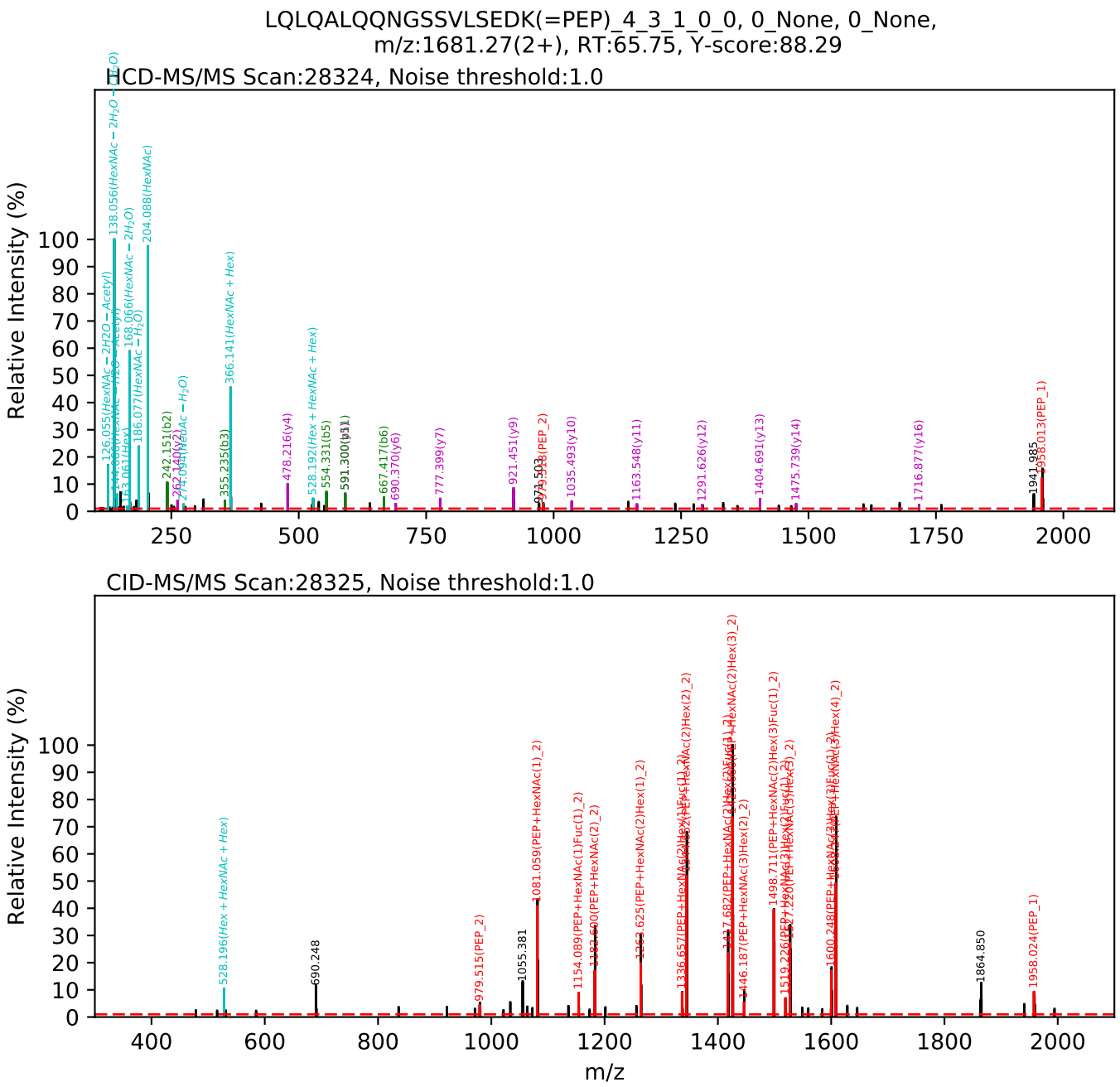
LQLQALQQNGSSVLSEDK(=PEP)_4_3_1_0_0, 0_None, 0_None,
m/z:1681.27(2+), RT:65.75, Y-score:88.29
HCD-MS/MS Scan:28324, Noise threshold:1.0
Relative Intensity (%)
126.055(HexNAc − 2H2O − Acetyl)
138.056(HexNAc − 2H2O − Acetyl)
168.066(HexNAc − 2H2O)
186.077(HexNAc − H2O)
204.088(HexNAc)
242.151(b2)
366.141(HexNAc + Hex)
478.216(y4)
528.192(Hex + HexNAc + Hex)
554.331(b5)
591.300(b11)
667.417(b6)
690.370(y6)
777.399(y7)
921.451(y9)
1035.493(y10)
1163.548(y11)
1291.626(y12)
1404.691(y13)
1475.739(y14)
1716.877(y16)
1938.013(PEP_1)
CID-MS/MS Scan:28325, Noise threshold:1.0
Relative Intensity (%)
528.196(Hex + HexNAc + Hex)
690.248
979.515(PEP_2)
1055.381
1081.059(PEP+HexNAc(1)_2)
1154.089(PEP+HexNAc(1)Fuc(1)_2)
1263.625(PEP+HexNAc(2)Hex(1)_2)
1336.657(PEP+HexNAc(2)Hex(2)_2)
1446.187(PEP+HexNAc(3)Hex(2)_2)
1498.711(PEP+HexNAc(2)Hex(3)Fuc(1)_2)
1864.850
1958.024(PEP_1)
m/z

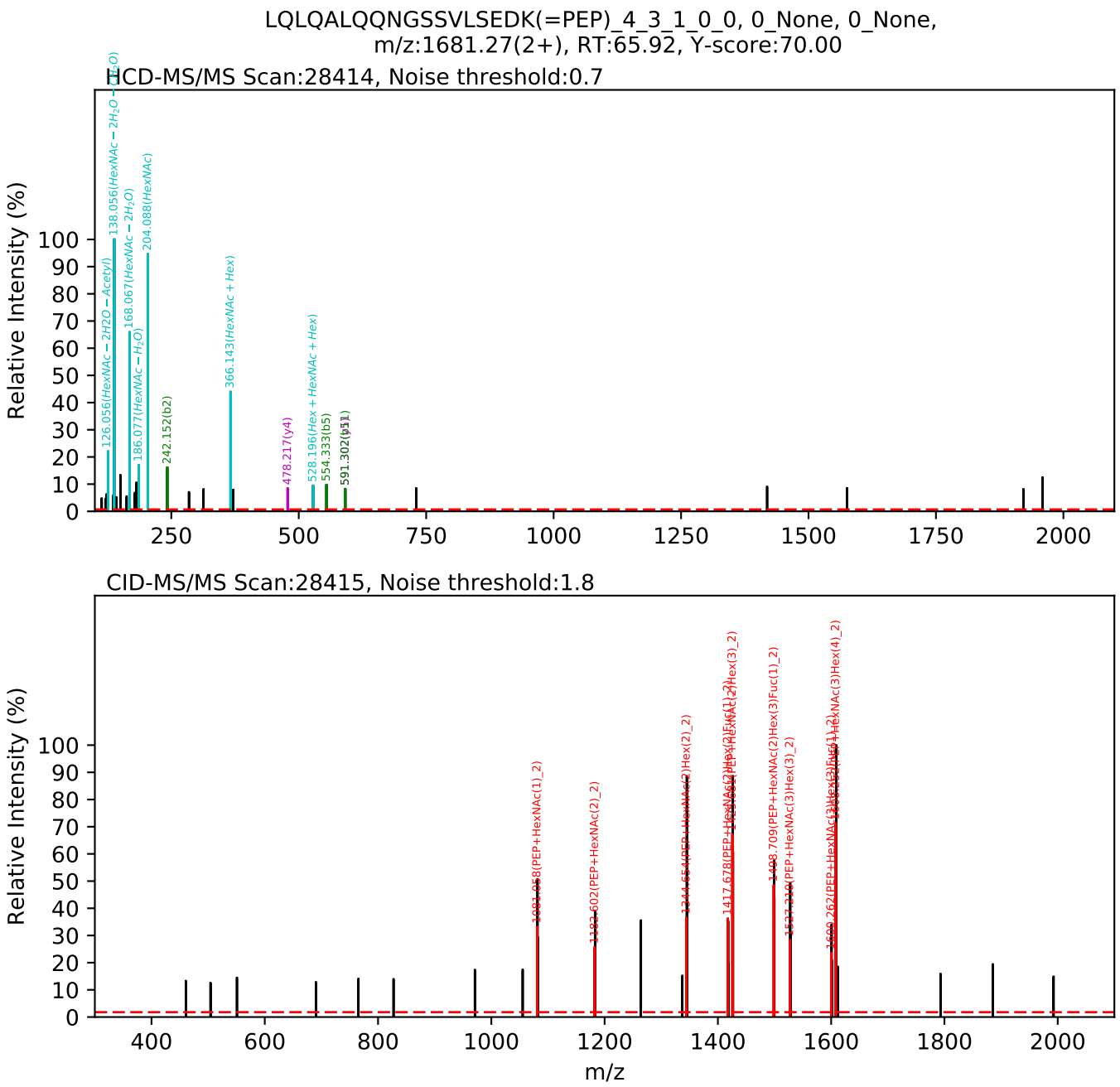
LQLQALQQNGSSVLSEDK(=PEP)_4_3_1_0_0, 0_None, 0_None,
m/z:1681.27(2+), RT:65.92, Y-score:70.00
HCD-MS/MS Scan:28414, Noise threshold:0.7
Relative Intensity (%)
126.056(HexNAc − 2H2O − Acetyl)
138.056(HexNAc − 2H2O − CH2O)
168.067(HexNAc − 2H2O)
186.077(HexNAc − H2O)
204.088(HexNAc)
242.152(b2)
366.143(HexNAc + Hex)
478.217(y4)
528.196(Hex + HexNAc + Hex)
554.333(b5)
591.302(y5)
CID-MS/MS Scan:28415, Noise threshold:1.8
Relative Intensity (%)
1081.058(PEP+HexNAc(1)_2)
1182.602(PEP+HexNAc(2)_2)
1344.654(PEP+HexNAc(2)Hex(2)_2)
1417.678(PEP+HexNAc(2)Hex(2)Fuc(1)_2)
1498.709(PEP+HexNAc(2)Hex(3)Fuc(1)_2)
1527.210(PEP+HexNAc(3)Hex(3)_2)
1609.262(PEP+HexNAc(3)Hex(3)Fuc(1)_2)
1680.299(PEP+HexNAc(3)Hex(4)_2)
m/z

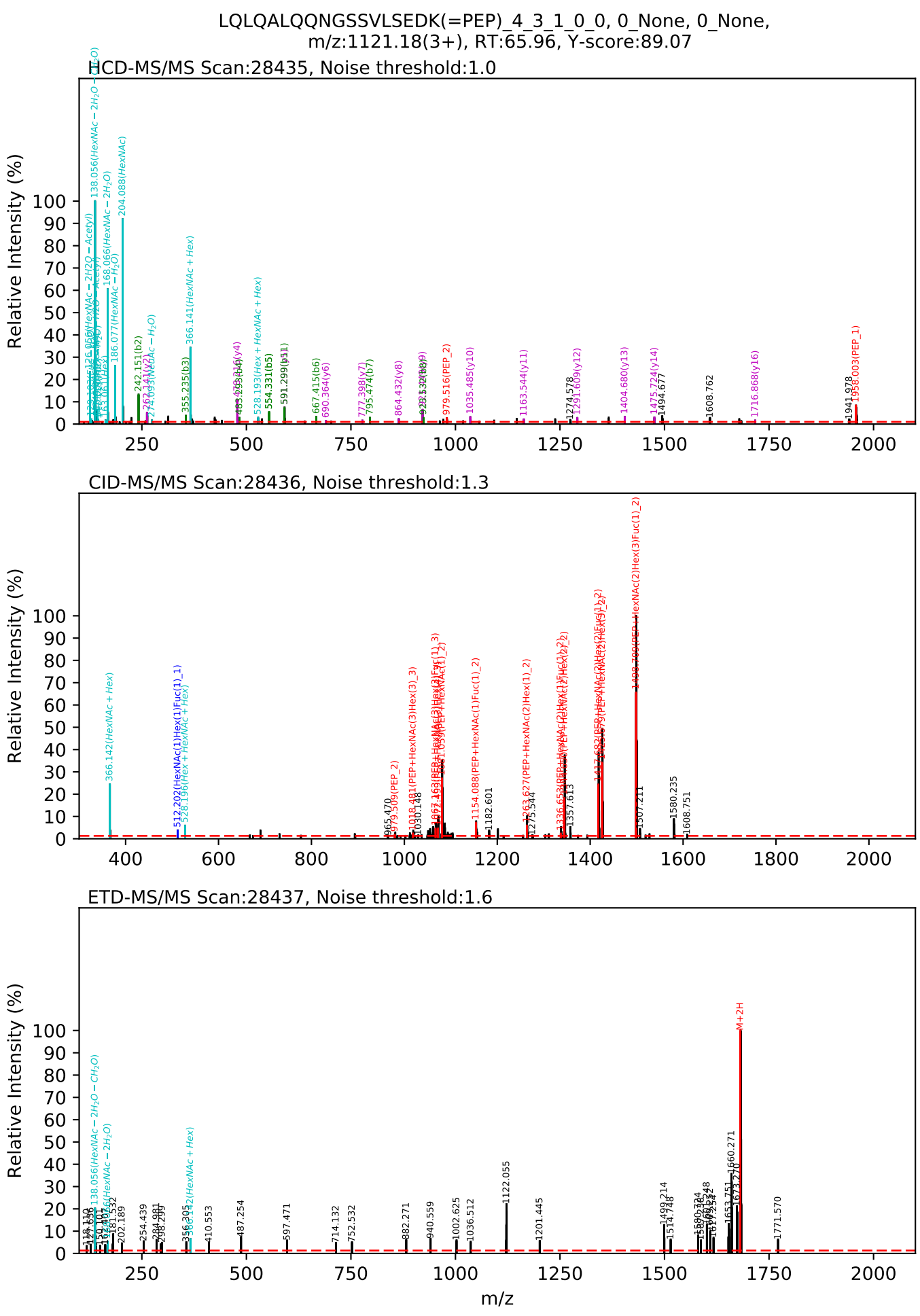
LQLQALQQNGSSVLSEDK(=PEP)_4_3_1_0_0, 0_None, 0_None,
m/z:1121.18(3+), RT:65.96, Y-score:89.07
HCD-MS/MS Scan:28435, Noise threshold:1.0
CID-MS/MS Scan:28436, Noise threshold:1.3
ETD-MS/MS Scan:28437, Noise threshold:1.6
Relative Intensity (%)
m/z

LQLQALQQNGSSVLSEDK(=PEP)_4_3_2_0_0, 0_None, 0_None,
m/z:1754.29(2+), RT:66.04, Y-score:76.74

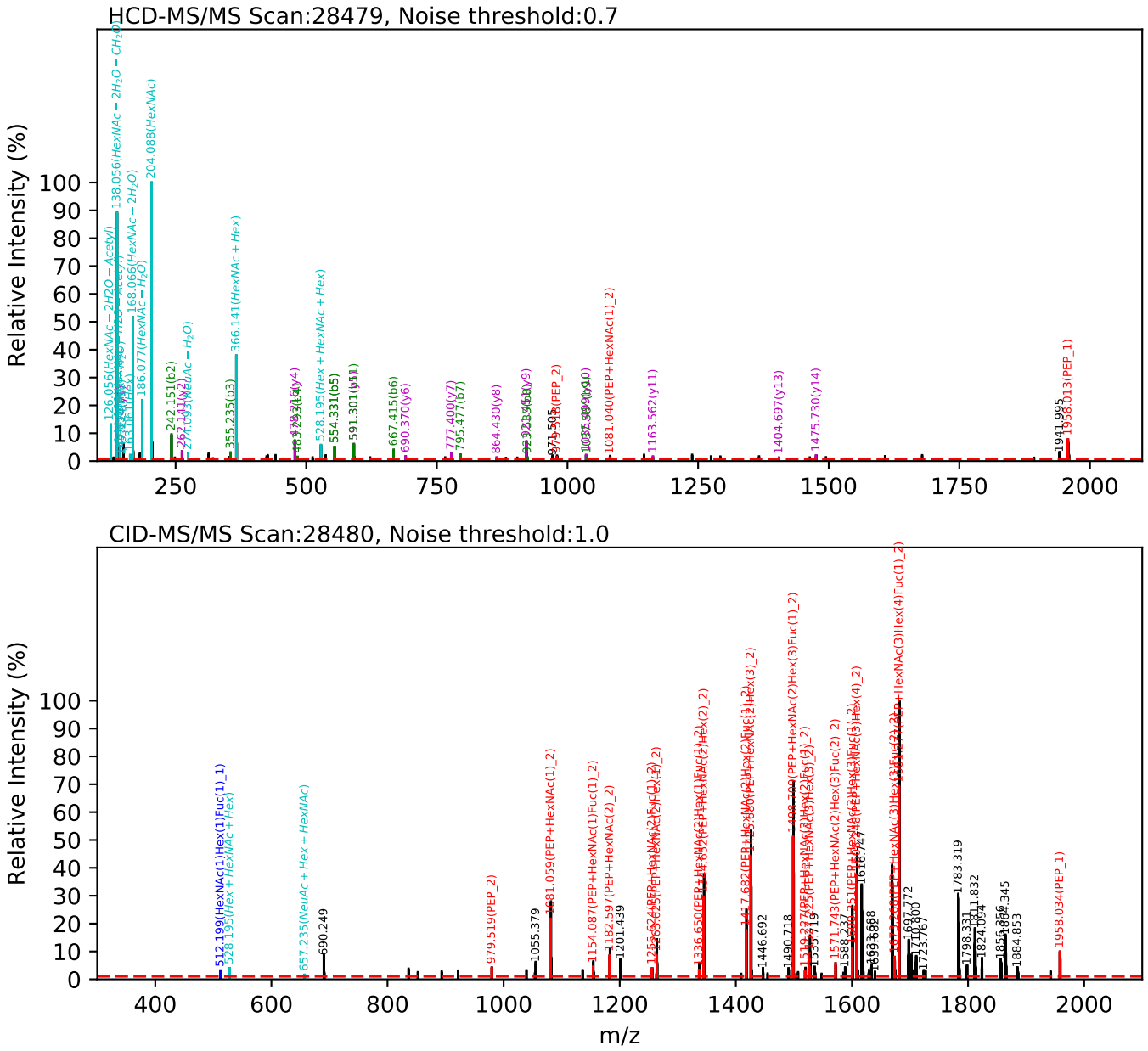

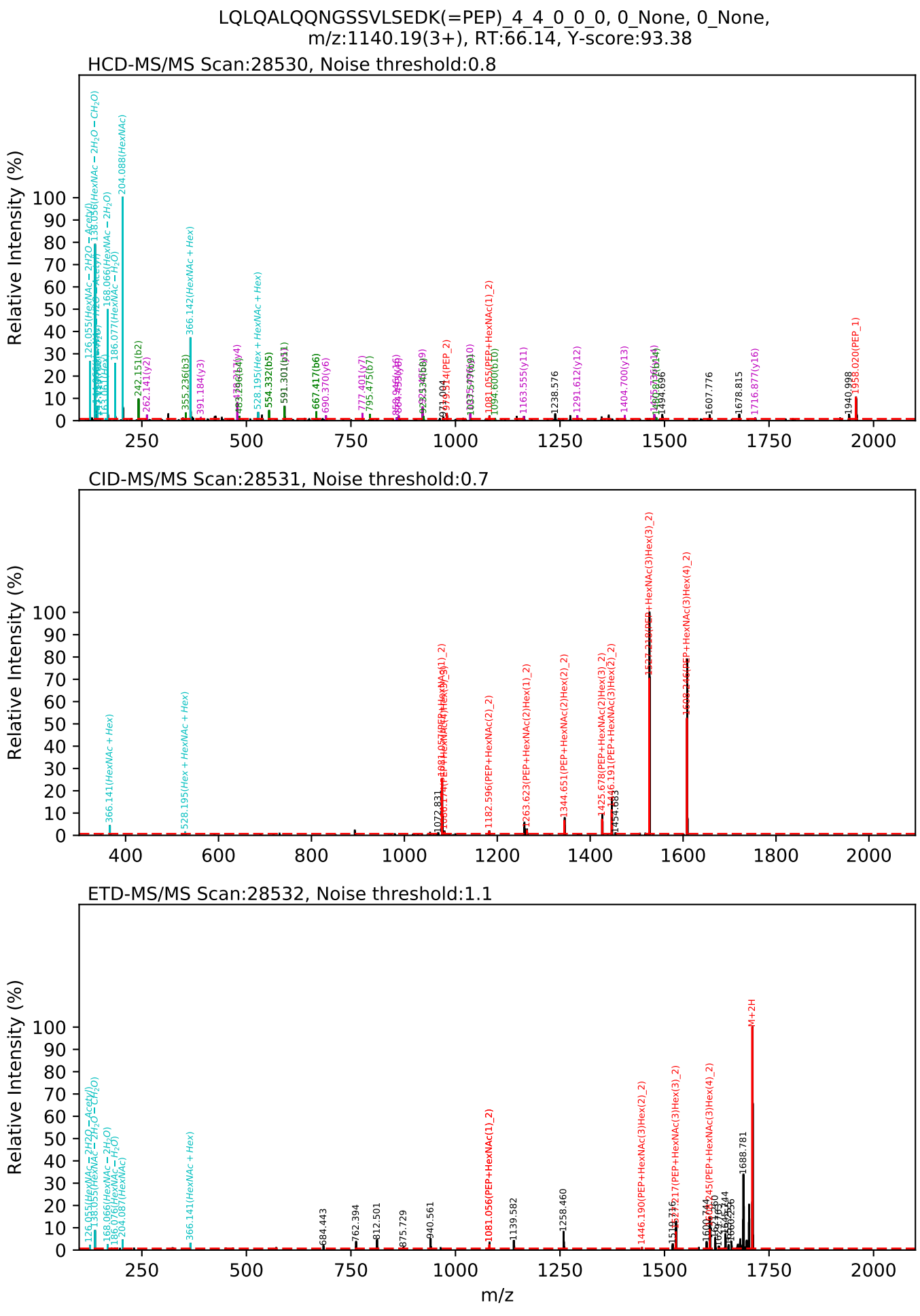
LQLQALQQNGSSVLSEDK(=PEP)_4_4_0_0_0, 0_None, 0_None,
m/z:1140.19(3+), RT:66.14, Y-score:93.38
HCD-MS/MS Scan:28530, Noise threshold:0.8
Relative Intensity (%)
CID-MS/MS Scan:28531, Noise threshold:0.7
Relative Intensity (%)
ETD-MS/MS Scan:28532, Noise threshold:1.1
Relative Intensity (%)
m/z

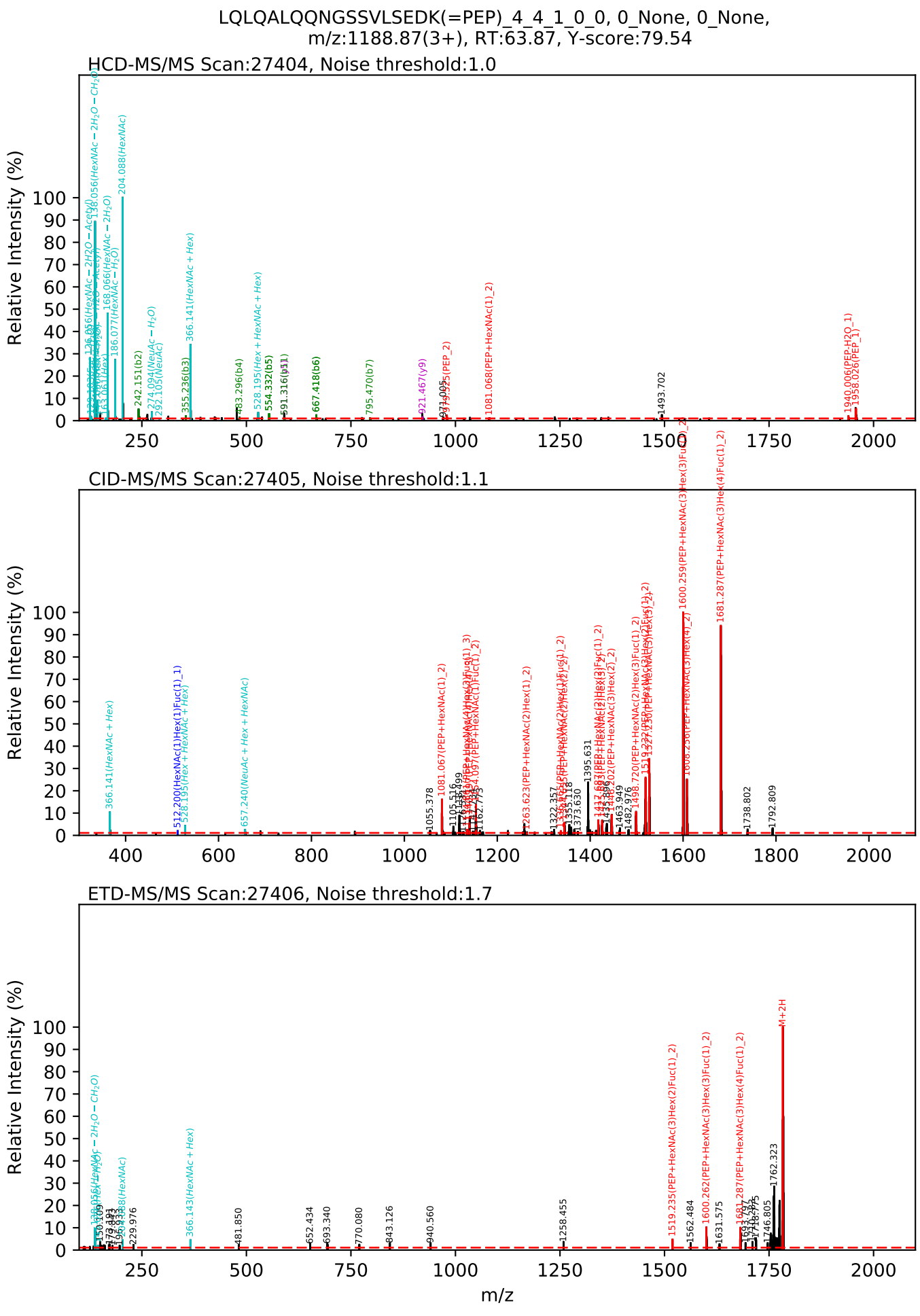
LQLQALQQNGSSVLSEDK(=PEP)_4_4_1_0_0, 0_None, 0_None,
m/z:1188.87(3+), RT:63.87, Y-score:79.54
HCD-MS/MS Scan:27404, Noise threshold:1.0
CID-MS/MS Scan:27405, Noise threshold:1.1
ETD-MS/MS Scan:27406, Noise threshold:1.7
Relative Intensity (%)
m/z

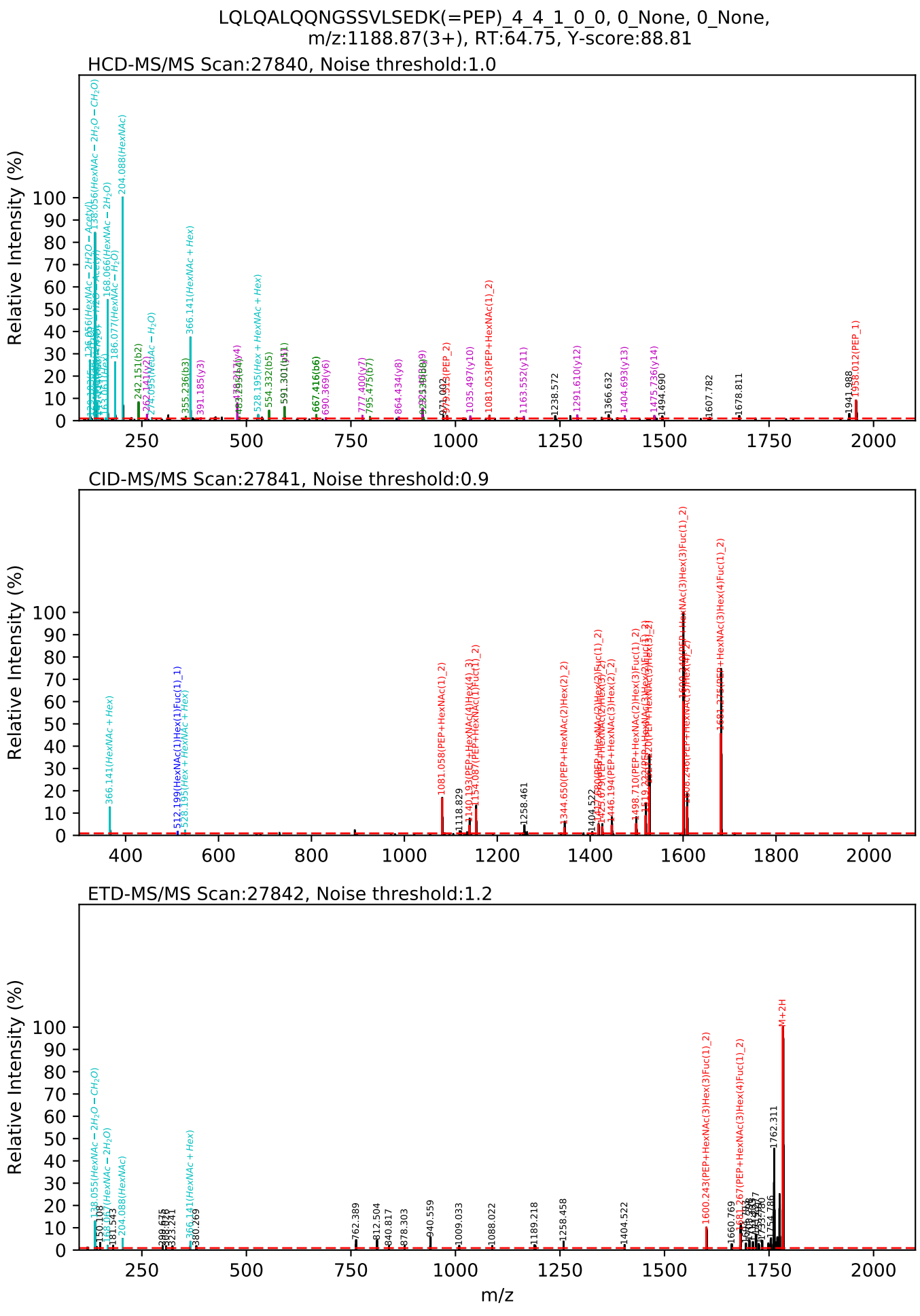
LQLQALQQNGSSVLSEDK(=PEP)_4_4_1_0_0, 0_None, 0_None,
m/z:1188.87(3+), RT:64.75, Y-score:88.81
HCD-MS/MS Scan:27840, Noise threshold:1.0
Relative Intensity (%)
CID-MS/MS Scan:27841, Noise threshold:0.9
Relative Intensity (%)
ETD-MS/MS Scan:27842, Noise threshold:1.2
Relative Intensity (%)
m/z

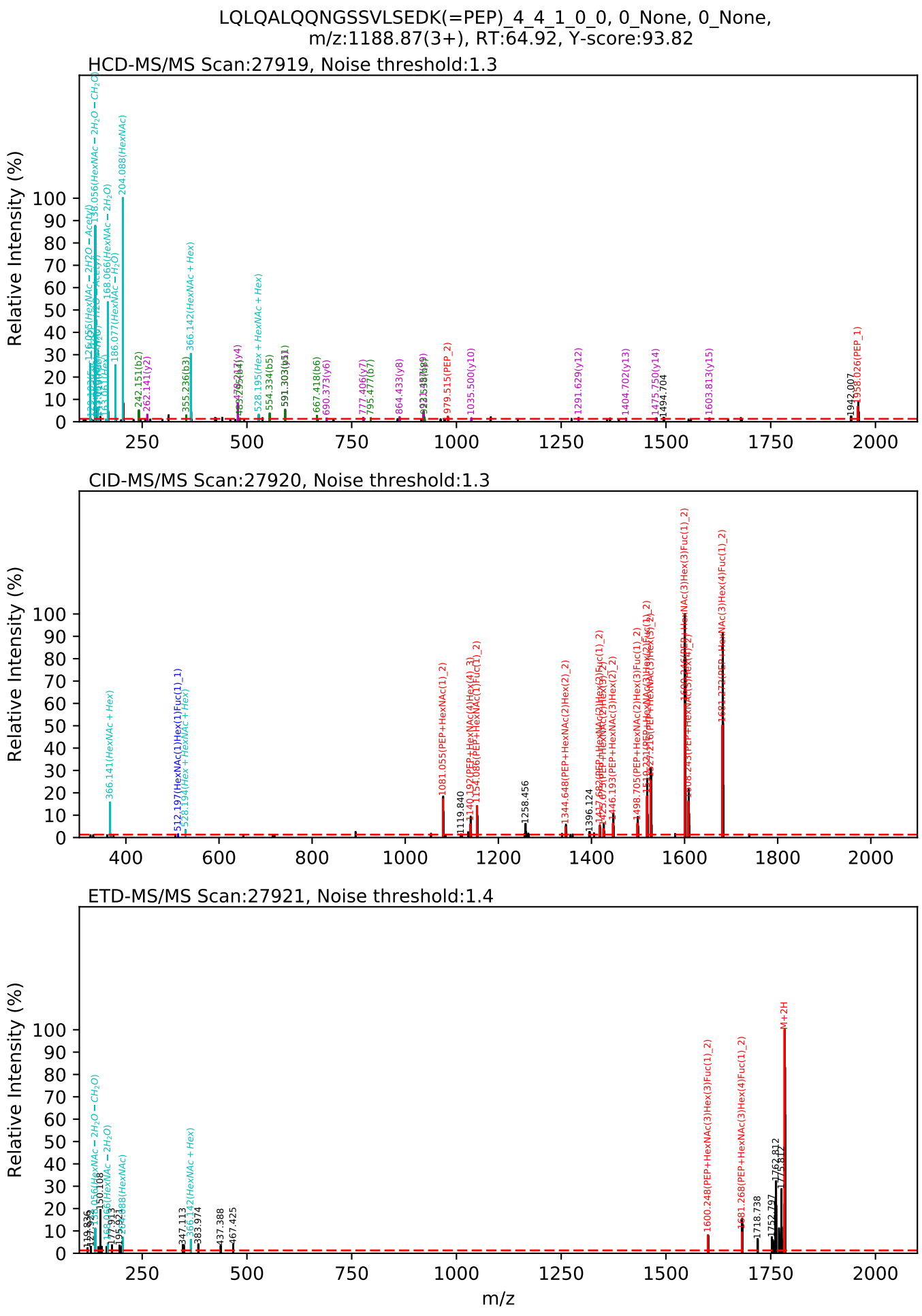
LQLQALQQNGSSVLSEDK(=PEP)_4_4_1_0_0, 0_None, 0_None,
m/z:1188.87(3+), RT:64.92, Y-score:93.82
HCD-MS/MS Scan:27919, Noise threshold:1.3
Relative Intensity (%)
CID-MS/MS Scan:27920, Noise threshold:1.3
Relative Intensity (%)
ETD-MS/MS Scan:27921, Noise threshold:1.4
Relative Intensity (%)
m/z

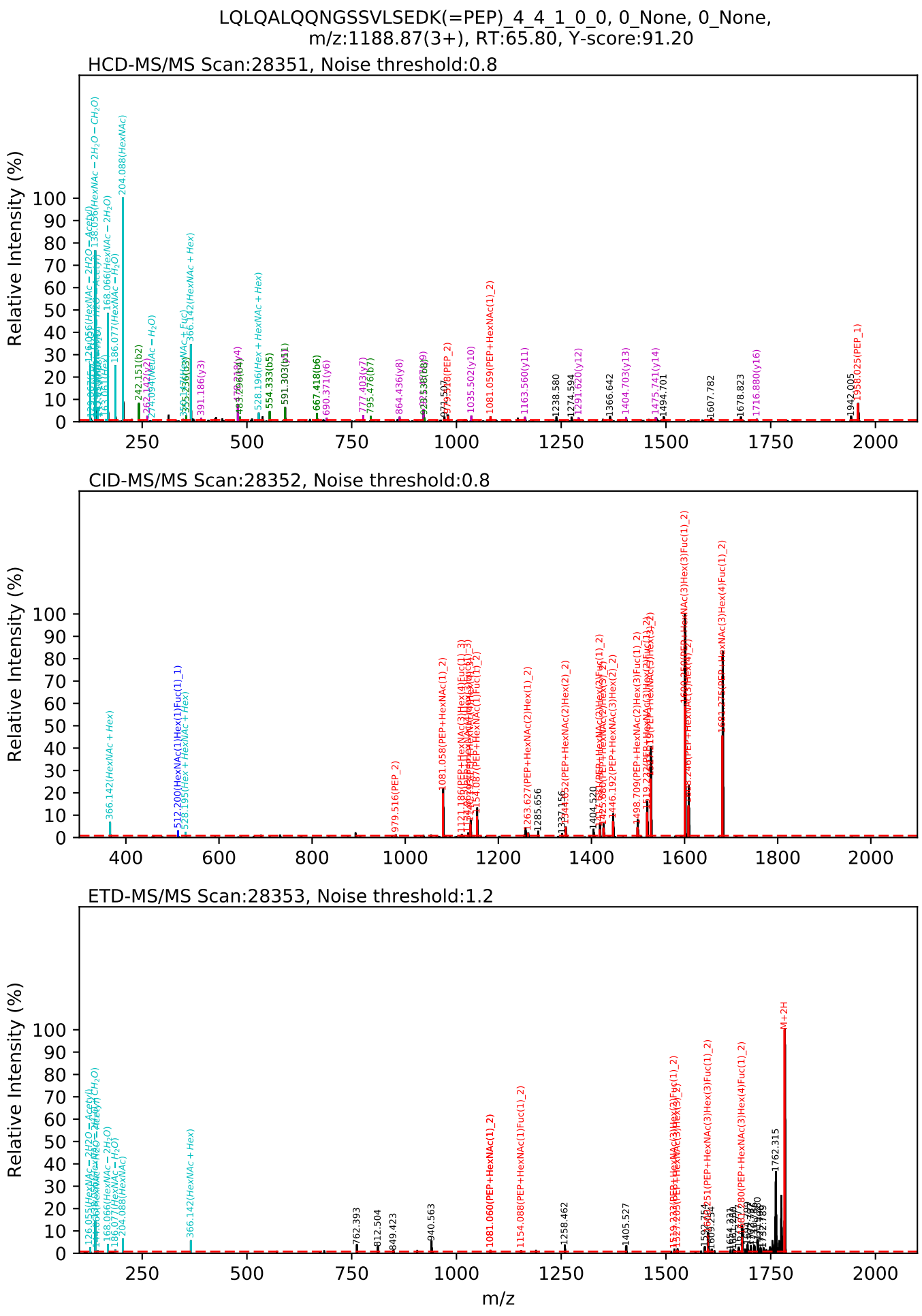
LQLQALQQNGSSVLSEDK(=PEP)_4_4_1_0_0, 0_None, 0_None,
m/z:1188.87(3+), RT:65.80, Y-score:91.20
HCD-MS/MS Scan:28351, Noise threshold:0.8
CID-MS/MS Scan:28352, Noise threshold:0.8
ETD-MS/MS Scan:28353, Noise threshold:1.2
Relative Intensity (%)
m/z

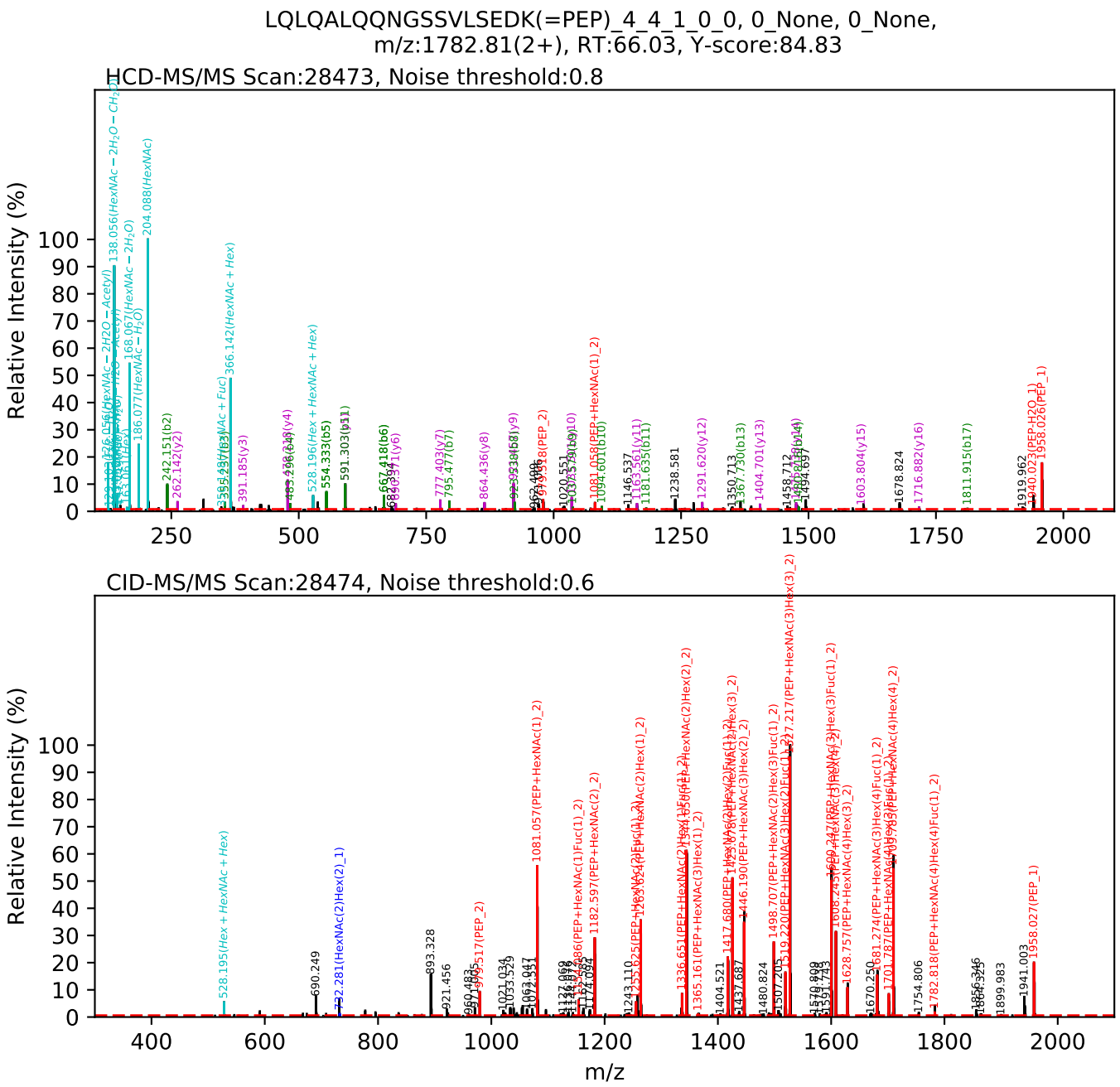
LQLQALQQNGSSVLSEDK(=PEP)_4_4_1_0_0, 0_None, 0_None,
m/z:1782.81(2+), RT:66.03, Y-score:84.83
HCD-MS/MS Scan:28473, Noise threshold:0.8
Relative Intensity (%)
CID-MS/MS Scan:28474, Noise threshold:0.6
Relative Intensity (%)
m/z

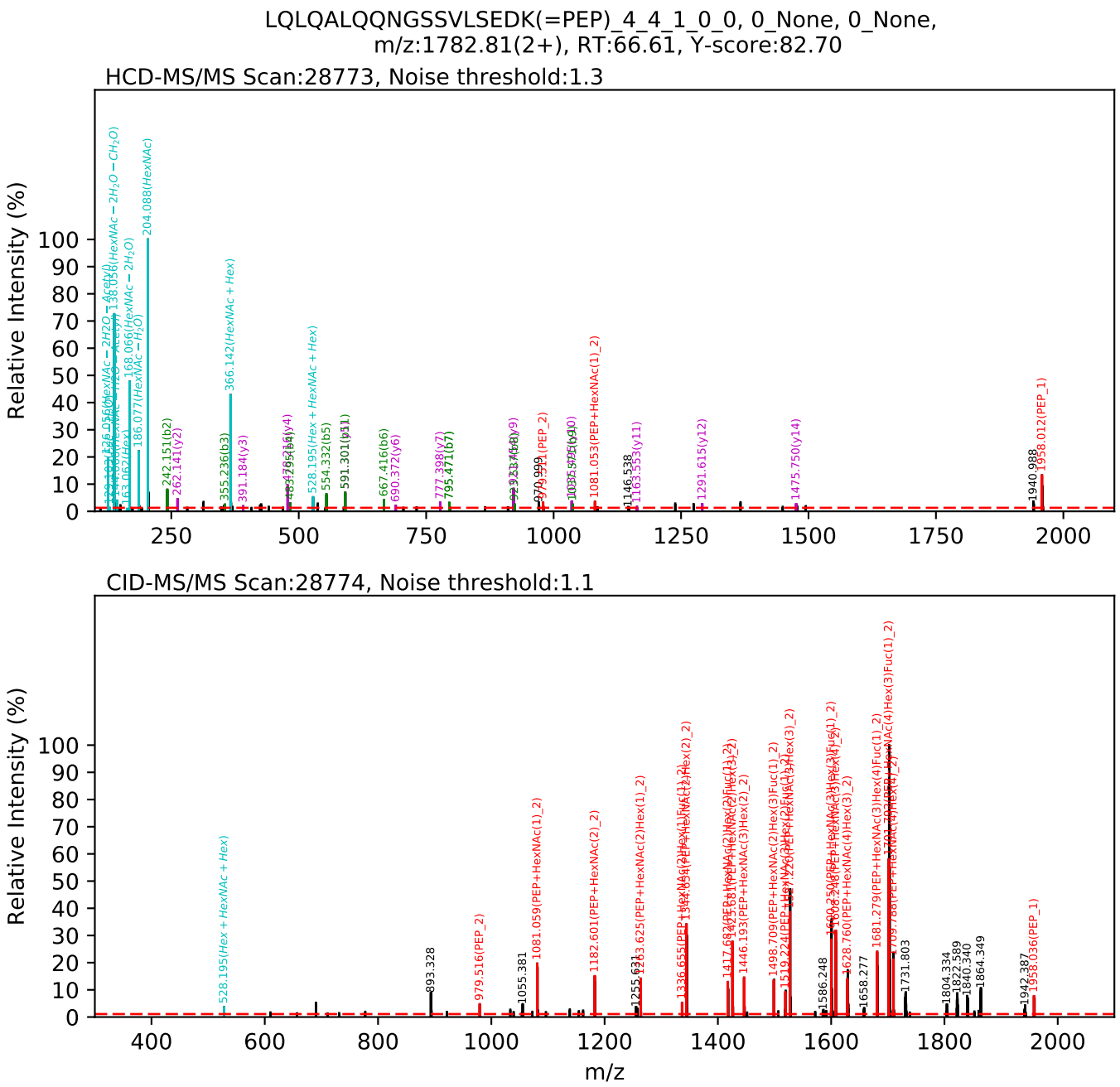
LQLQALQQNGSSVLSEDK(=PEP)_4_4_1_0_0, 0_None, 0_None,
m/z:1782.81(2+), RT:66.61, Y-score:82.70
HCD-MS/MS Scan:28773, Noise threshold:1.3
Relative Intensity (%)
CID-MS/MS Scan:28774, Noise threshold:1.1
Relative Intensity (%)
m/z

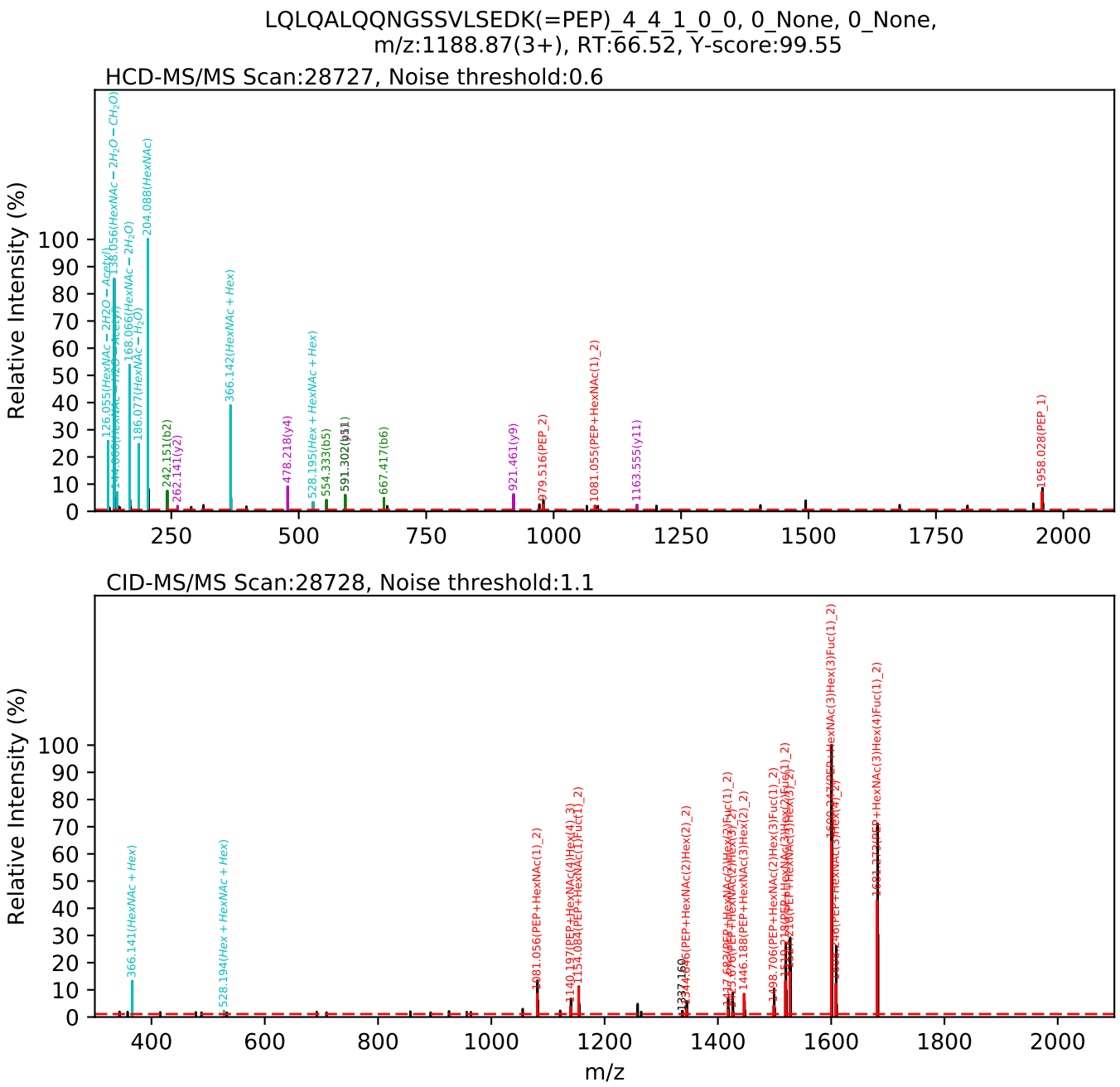
LQLQALQQNGSSVLSEDK(=PEP)_4_4_1_0_0, 0_None, 0_None,
m/z:1188.87(3+), RT:66.52, Y-score:99.55
HCD-MS/MS Scan:28727, Noise threshold:0.6
Relative Intensity (%)
126.055(HexNAc − 2H2O − Ac(2))
138.056(HexNAc − 2H2O − CH2O)
144.066(HexNAc − H2O − Ac(2))
168.066(HexNAc − 2H2O)
186.077(HexNAc − H2O)
204.088(HexNAc)
242.151(b2)
262.141(y2)
366.142(HexNAc + Hex)
478.218(y4)
528.195(Hex + HexNAc + Hex)
554.333(b5)
591.302(b11)
667.417(b6)
921.461(y9)
979.516(PEP_2)
1081.055(PEP+HexNAc(1)_2)
1163.555(y11)
1958.028(PEP_1)
CID-MS/MS Scan:28728, Noise threshold:1.1
Relative Intensity (%)
366.141(HexNAc + Hex)
528.194(Hex + HexNAc + Hex)
1081.056(PEP+HexNAc(1)_2)
1140.197(PEP+HexNAc(1)Hex(1)_3)
1154.084(PEP+HexNAc(1)Fuc(1)_2)
1337.160
1344.646(PEP+HexNAc(2)Hex(2)_2)
1446.188(PEP+HexNAc(3)Hex(2)_2)
1498.706(PEP+HexNAc(2)Hex(3)Fuc(1)_2)
1600.247(PEP+HexNAc(3)Hex(3)Fuc(1)_2)
1681.272(PEP+HexNAc(3)Hex(4)Fuc(1)_2)
m/z

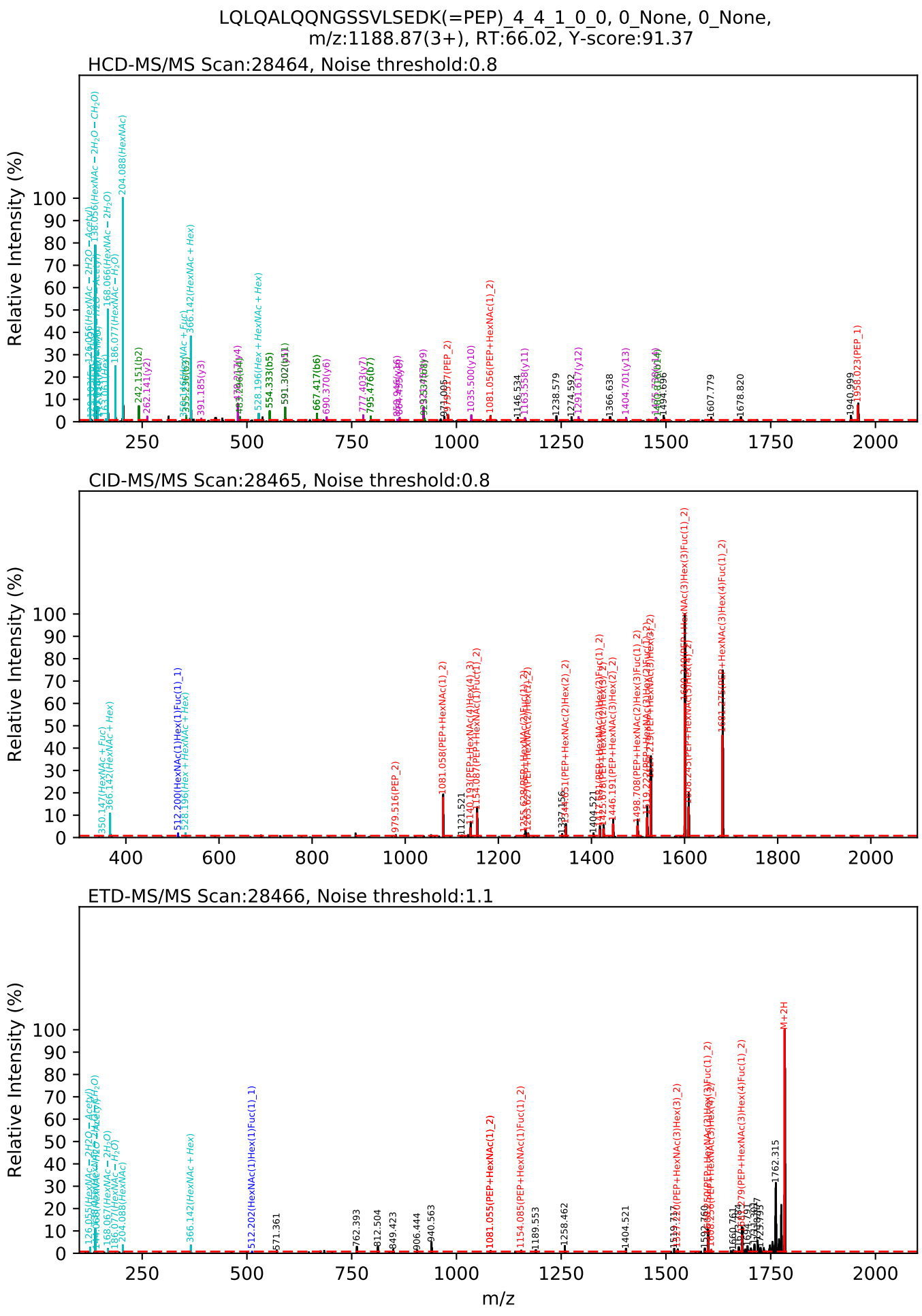
LQLQALQQNGSSVLSEDK(=PEP)_4_4_1_0_0, 0_None, 0_None,
m/z:1188.87(3+), RT:66.02, Y-score:91.37
HCD-MS/MS Scan:28464, Noise threshold:0.8
CID-MS/MS Scan:28465, Noise threshold:0.8
ETD-MS/MS Scan:28466, Noise threshold:1.1
Relative Intensity (%)
m/z

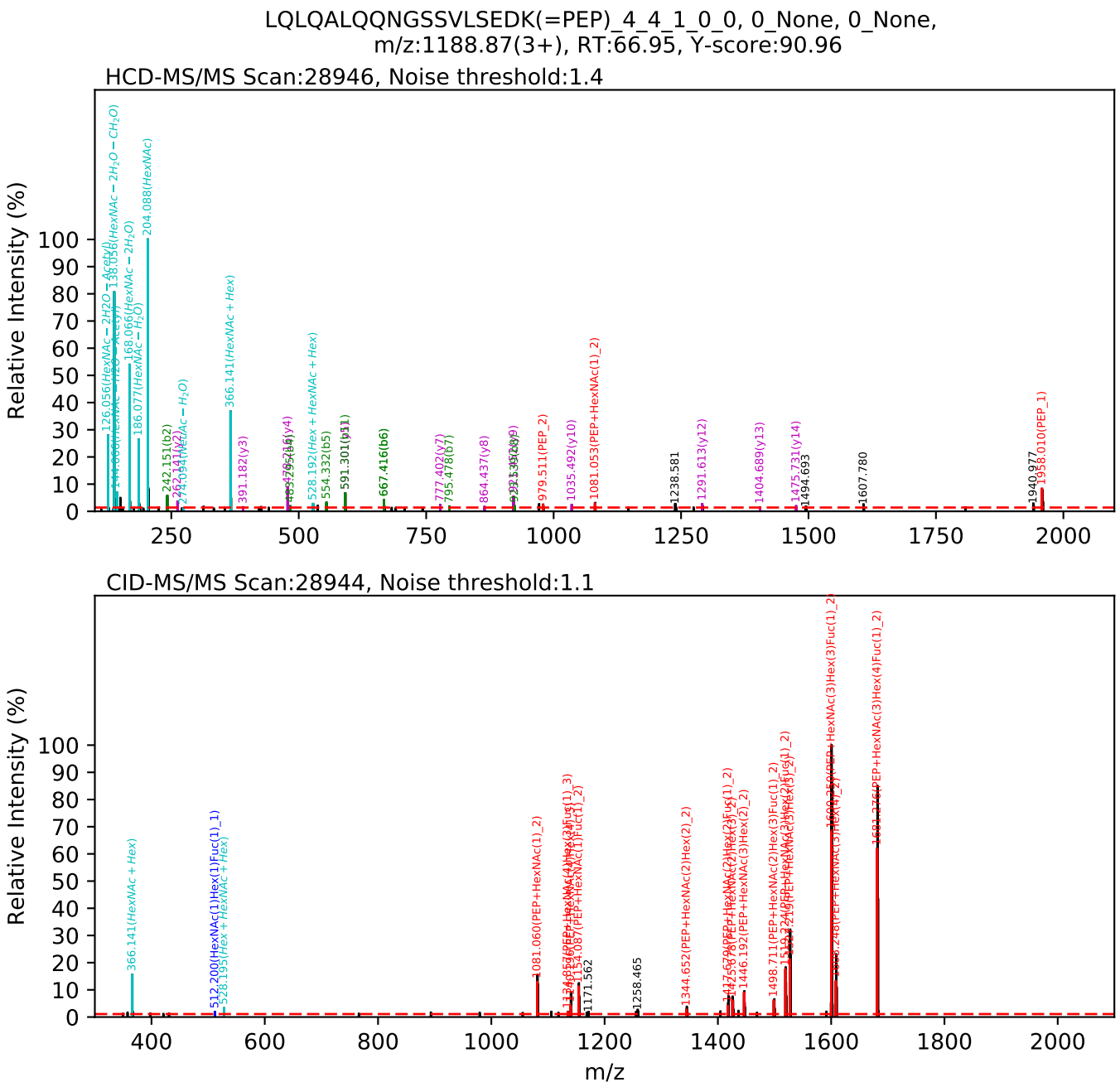
LQLQALQQNGSSVLSEDK(=PEP)_4_4_1_0_0, 0_None, 0_None,
m/z:1188.87(3+), RT:66.95, Y-score:90.96
HCD-MS/MS Scan:28946, Noise threshold:1.4
Relative Intensity (%)
204.088(HexNAc)
366.141(HexNAc + Hex)
391.182(y3)
528.192(Hex + HexNAc + Hex)
591.301(b11)
667.416(b6)
979.511(PEP_2)
1081.053(PEP+HexNAc(1)_2)
1940.977
1938.010(PEP_1)
CID-MS/MS Scan:28944, Noise threshold:1.1
Relative Intensity (%)
366.141(HexNAc + Hex)
1081.060(PEP+HexNAc(1)_2)
1258.465
1344.652(PEP+HexNAc(2)_2)
1446.192(PEP+HexNAc(3)Hex(2)_2)
1498.711(PEP+HexNAc(2)Hex(3)Fuc(1)_2)
m/z

LQLQALQQNGSSVLSEDK(=PEP)_4_4_1_0_0, 0_None, 0_None,
m/z:1188.87(3+), RT:67.55, Y-score:79.69

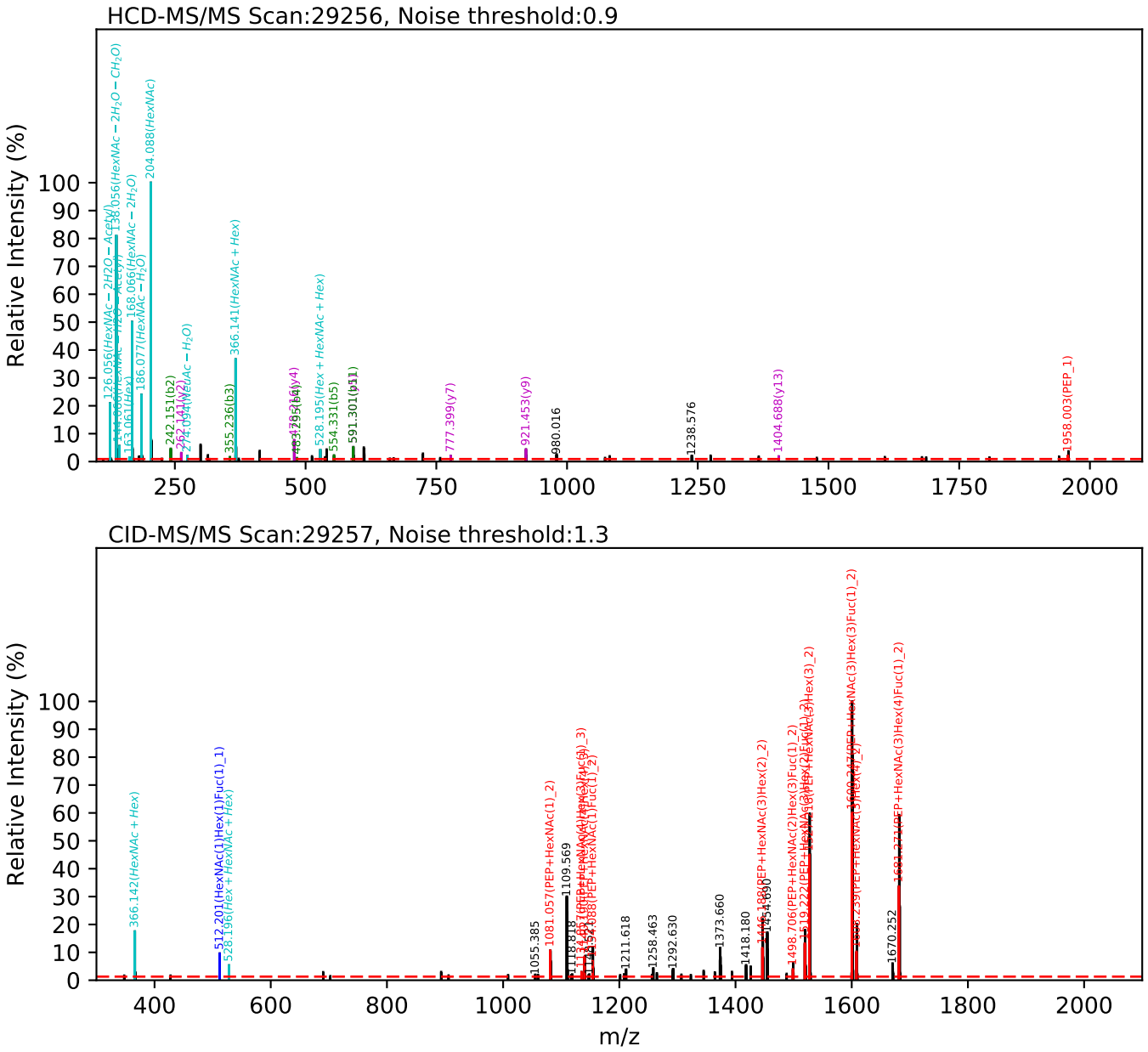

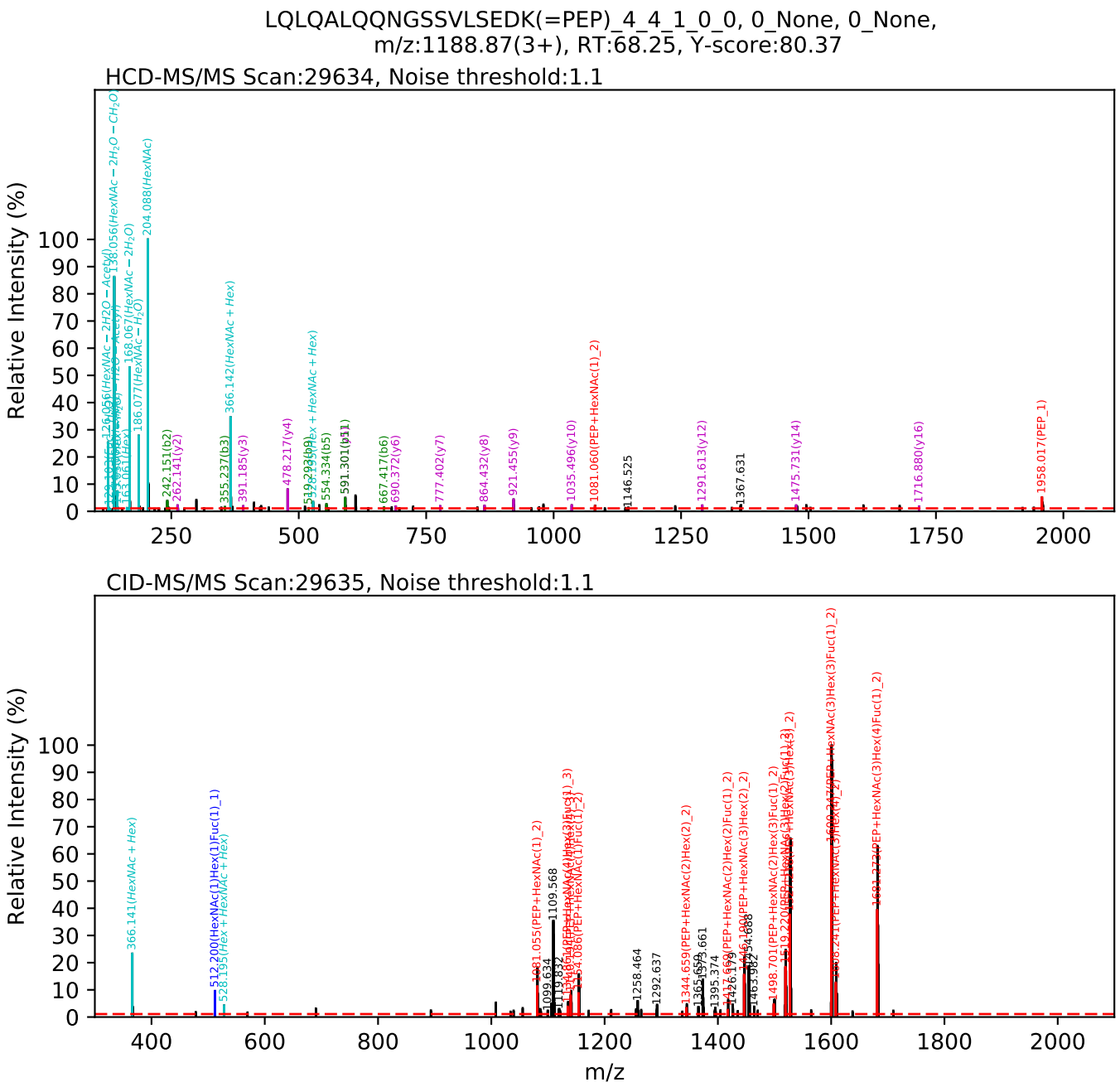
LQLQALQQNGSSVLSEDK(=PEP)_4_4_1_0_0, 0_None, 0_None,
m/z:1188.87(3+), RT:68.25, Y-score:80.37
HCD-MS/MS Scan:29634, Noise threshold:1.1
Relative Intensity (%)
204.088(HexNAc)
366.142(HexNAc + Hex)
242.151(b2)
262.141(y2)
355.237(b3)
391.185(y3)
478.217(y4)
554.334(b5)
591.301(b11)
667.417(b6)
690.372(y6)
777.402(y7)
864.432(y8)
921.455(y9)
1035.496(y10)
1081.060(PEP+HexNAc(1)_2)
1146.525
1291.613(y12)
1367.631
1475.731(y14)
1716.880(y16)
1958.017(PEP_1)
CID-MS/MS Scan:29635, Noise threshold:1.1
Relative Intensity (%)
366.141(HexNAc + Hex)
512.200(HexNAc(1)Hex(1)Fuc(1)_1)
528.195(Hex + HexNAc + Hex)
1081.055(PEP+HexNAc(1)_2)
1099.634
1109.568
1258.464
1292.637
1344.659(PEP+HexNAc(2)Hex(2)_2)
1361.661
1395.374
1426.179
1454.688
1465.982
1498.701(PEP+HexNAc(2)Hex(3)Fuc(1)_2)
1519.220(PEP+HexNAc(3)Hex(2)_2)
1600.241(PEP+HexNAc(3)Hex(3)Fuc(1)_2)
1631.172(PEP+HexNAc(3)Hex(4)Fuc(1)_2)
m/z

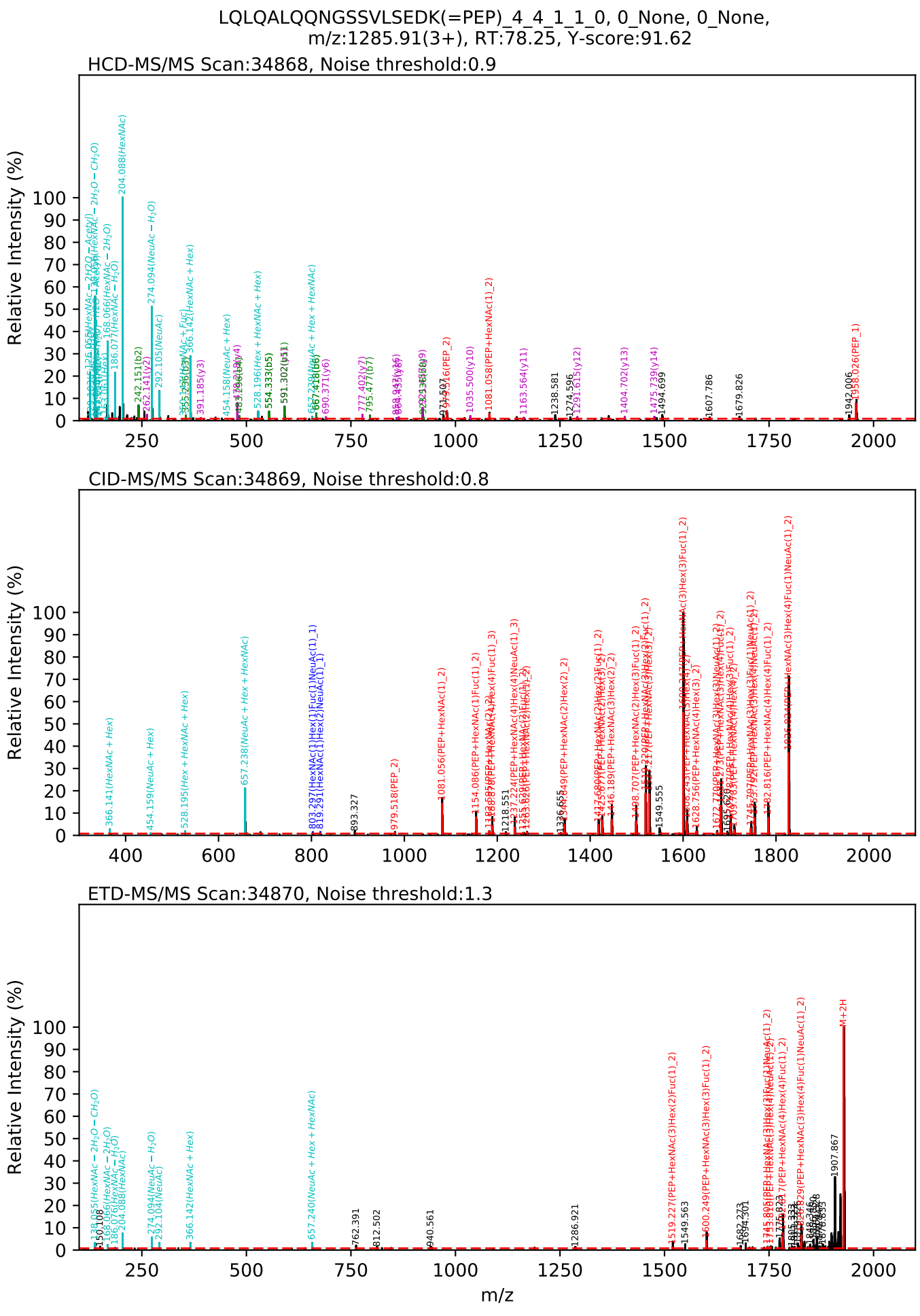
LQLQALQQNGSSVLSEDK(=PEP)_4_4_1_1_0, 0_None, 0_None,
m/z:1285.91(3+), RT:78.25, Y-score:91.62
HCD-MS/MS Scan:34868, Noise threshold:0.9
CID-MS/MS Scan:34869, Noise threshold:0.8
ETD-MS/MS Scan:34870, Noise threshold:1.3
Relative Intensity (%)
m/z

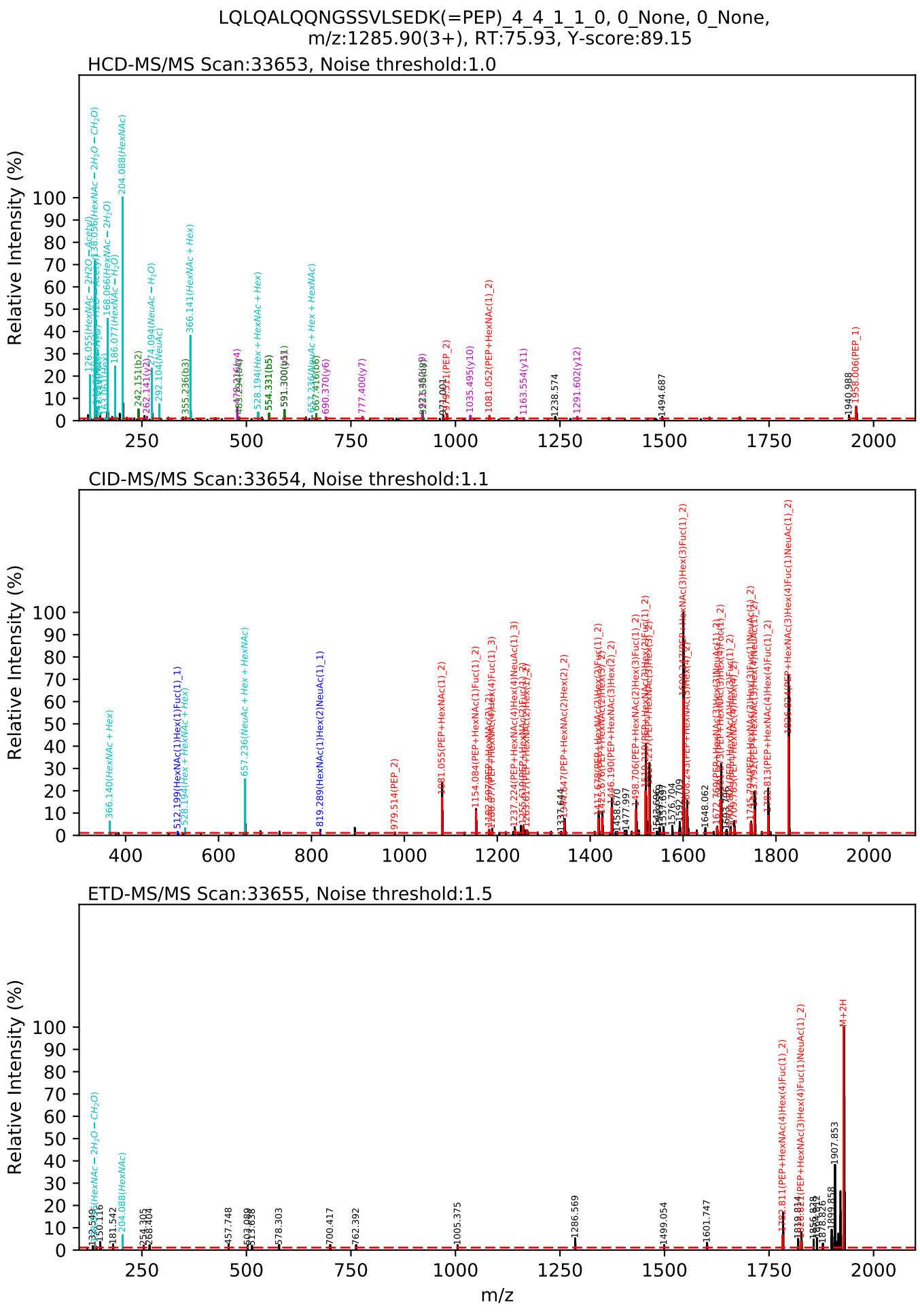
LQLQALQQNGSSVLSEDK(=PEP)_4_4_1_1_0, 0_None, 0_None,
m/z:1285.90(3+), RT:75.93, Y-score:89.15
HCD-MS/MS Scan:33653, Noise threshold:1.0
CID-MS/MS Scan:33654, Noise threshold:1.1
ETD-MS/MS Scan:33655, Noise threshold:1.5
Relative Intensity (%)
m/z

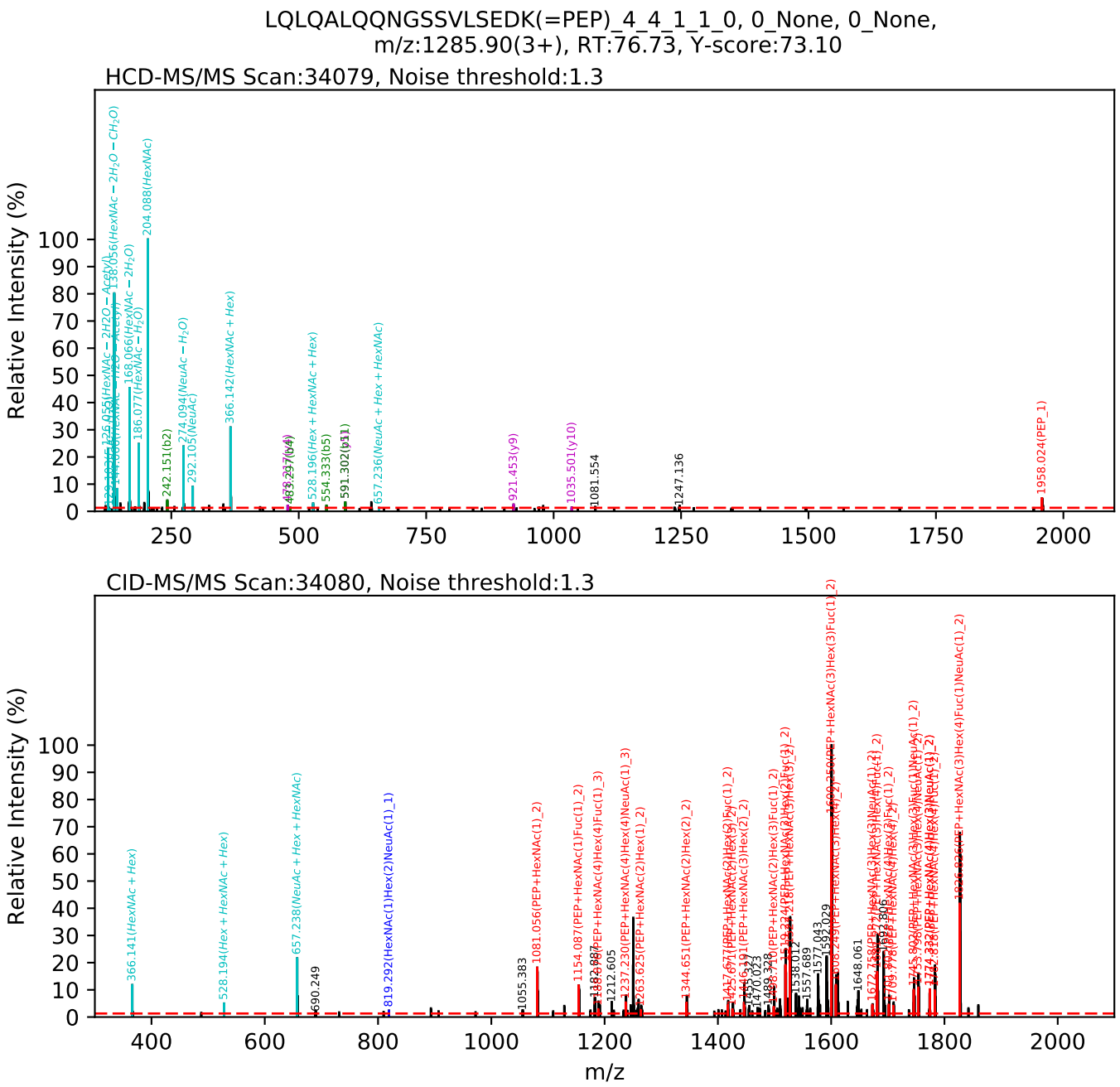
LQLQALQQNGSSVLSEDK(=PEP)_4_4_1_1_0, 0_None, 0_None,
m/z:1285.90(3+), RT:76.73, Y-score:73.10
HCD-MS/MS Scan:34079, Noise threshold:1.3
Relative Intensity (%)
204.088(HexNAc)
186.077(HexNAc − H2O)
168.066(HexNAc − 2H2O)
242.151(b2)
274.094(NeuAc − H2O)
292.105(NeuAc)
366.142(HexNAc + Hex)
528.196(Hex + HexNAc + Hex)
554.333(b5)
591.302(y11)
657.236(NeuAc + Hex + HexNAc)
921.453(y9)
1035.501(y10)
1081.554
1247.136
1958.024(PEP_1)
CID-MS/MS Scan:34080, Noise threshold:1.3
Relative Intensity (%)
366.141(HexNAc + Hex)
528.194(Hex + HexNAc + Hex)
657.238(NeuAc + Hex + HexNAc)
690.249
819.292(HexNAc(1)Hex(2)NeuAc(1)_1)
1055.383
1081.056(PEP+HexNAc(1)_2)
1154.087(PEP+HexNAc(1)Fuc(1)_2)
1212.605
1237.230(PEP+HexNAc(4)Hex(4)NeuAc(1)_3)
1263.625(PEP+HexNAc(2)Hex(1)_2)
1344.651(PEP+HexNAc(2)Hex(2)_2)
1538.012
1557.689
1577.043
1648.061
m/z

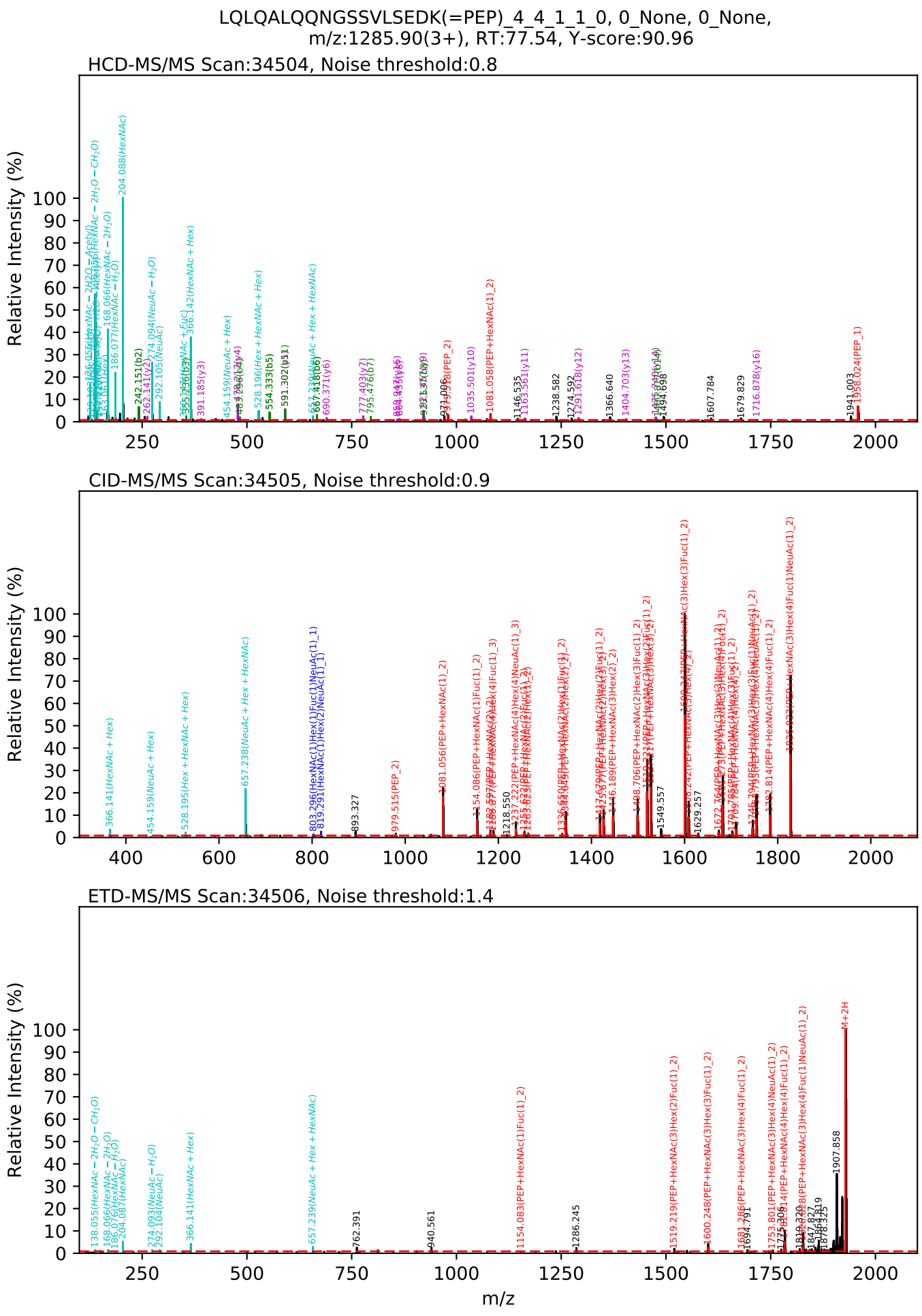
LQLQALQQNGSSVLSEDK(=PEP)_4_4_1_1_0, 0_None, 0_None,
m/z:1285.90(3+), RT:77.54, Y-score:90.96
HCD-MS/MS Scan:34504, Noise threshold:0.8
CID-MS/MS Scan:34505, Noise threshold:0.9
ETD-MS/MS Scan:34506, Noise threshold:1.4
Relative Intensity (%)
m/z

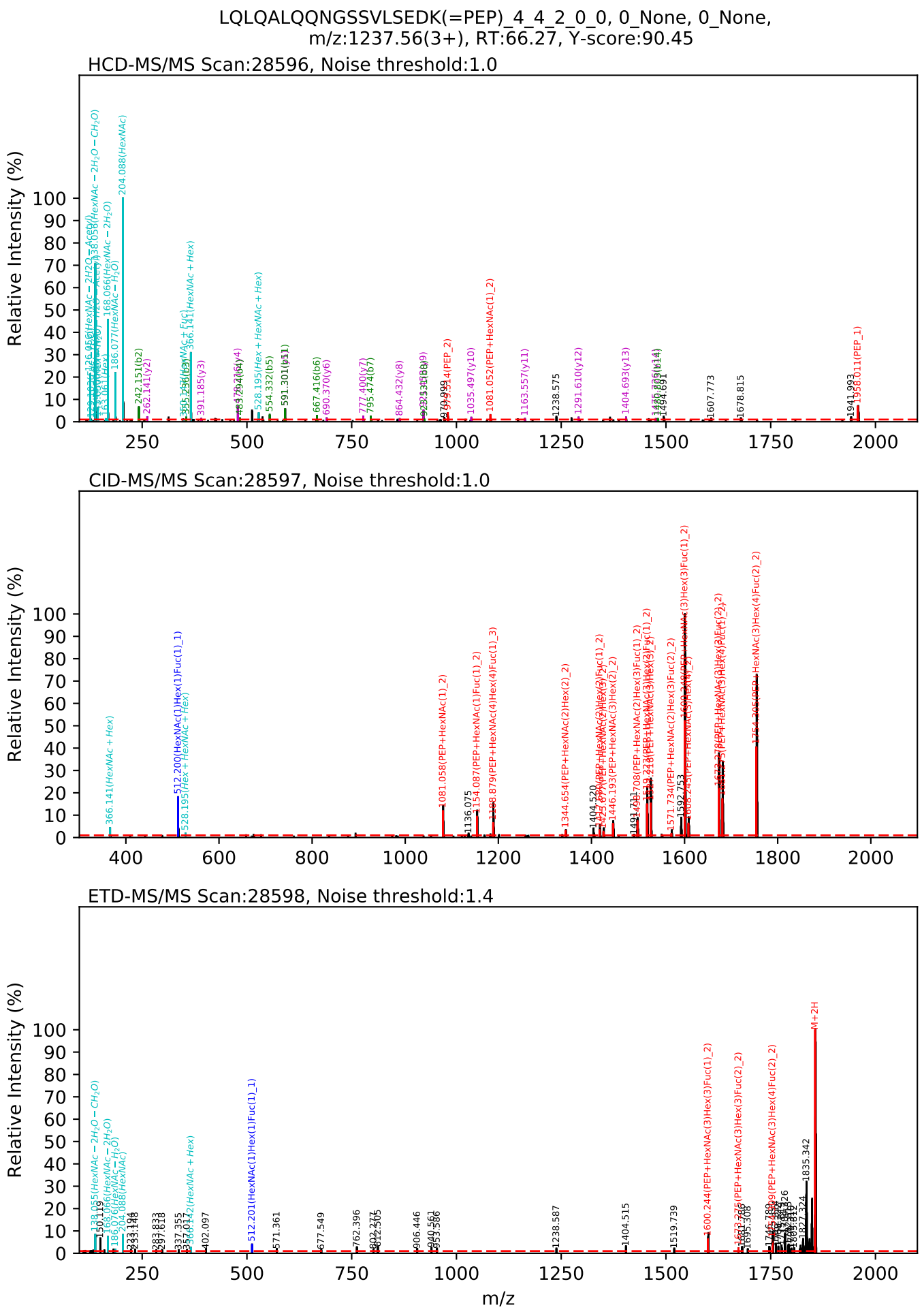
LQLQALQQNGSSVLSEDK(=PEP)_4_4_2_0_0, 0_None, 0_None,
m/z:1237.56(3+), RT:66.27, Y-score:90.45
HCD-MS/MS Scan:28596, Noise threshold:1.0
CID-MS/MS Scan:28597, Noise threshold:1.0
ETD-MS/MS Scan:28598, Noise threshold:1.4
Relative Intensity (%)
m/z

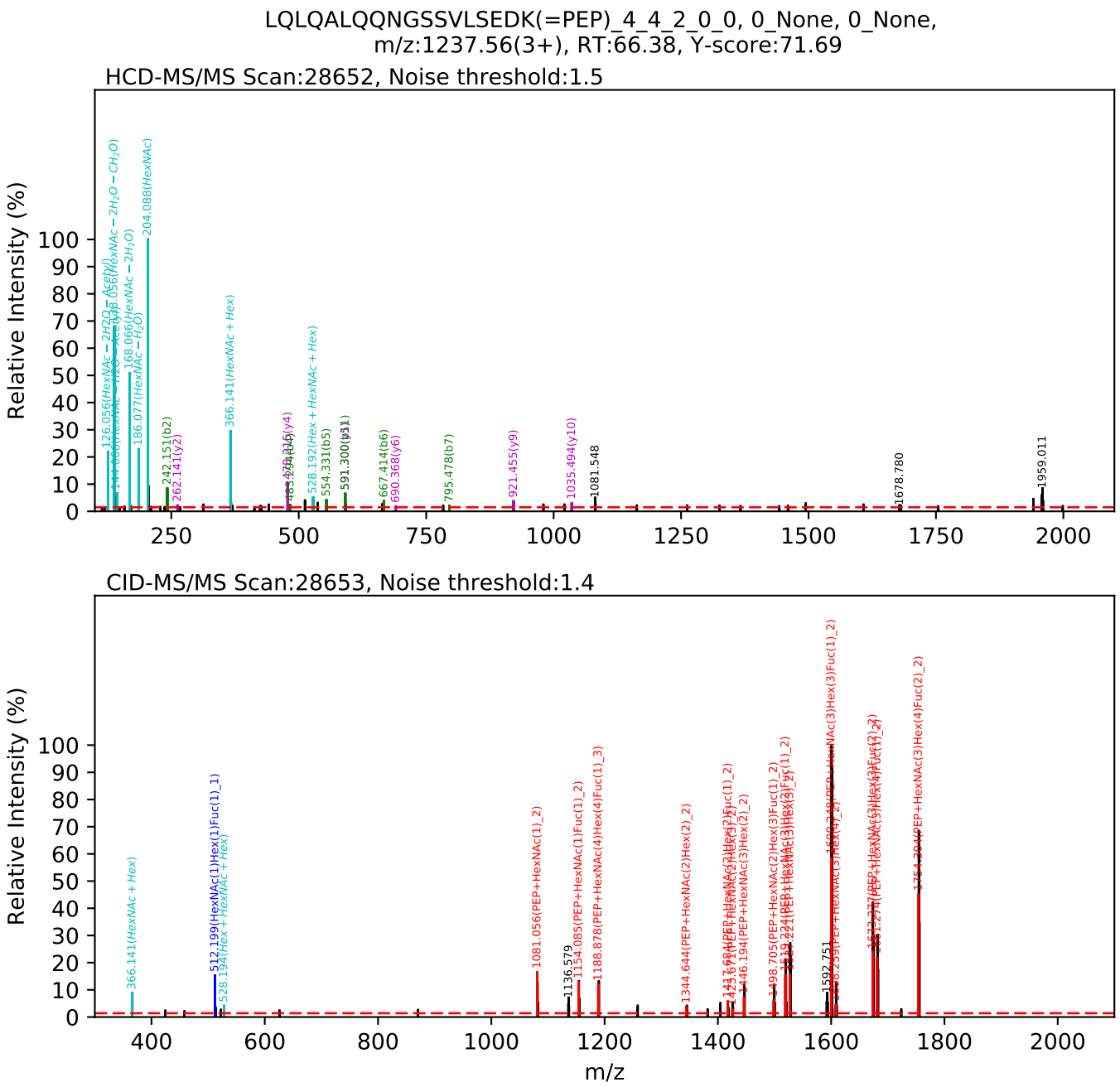
LQLQALQQNGSSVLSEDK(=PEP)_4_4_2_0_0, 0_None, 0_None,
m/z:1237.56(3+), RT:66.38, Y-score:71.69
HCD-MS/MS Scan:28652, Noise threshold:1.5
Relative Intensity (%)
204.088(HexNAc)
186.077(HexNAc − H2O)
168.066(HexNAc − 2H2O)
366.141(HexNAc + Hex)
242.151(b2)
262.141(y2)
528.192(Hex + HexNAc + Hex)
554.331(b5)
591.300(b11)
667.414(b6)
690.368(y6)
795.478(b7)
921.455(y9)
1035.494(y10)
1081.548
1678.780
1959.011
CID-MS/MS Scan:28653, Noise threshold:1.4
Relative Intensity (%)
366.141(HexNAc + Hex)
512.199(HexNAc(1)Hex(1)Fuc(1)_1)
528.194(Hex + HexNAc + Hex)
1081.056(PEP+HexNAc(1)_2)
1136.579
1154.085(PEP+HexNAc(1)Fuc(1)_2)
1188.878(PEP+HexNAc(4)Hex(4)Fuc(1)_3)
1344.644(PEP+HexNAc(2)Hex(2)_2)
1446.194(PEP+HexNAc(3)Hex(2)_2)
1498.705(PEP+HexNAc(2)Hex(3)Fuc(1)_2)
1592.751
1754.204(PEP+HexNAc(3)Hex(4)Fuc(2)_2)
m/z

LQLQALQQNGSSVLSEDK(=PEP)_4_4_2_0_0, 0_None, 0_None,
m/z:1237.56(3+), RT:66.18, Y-score:95.93

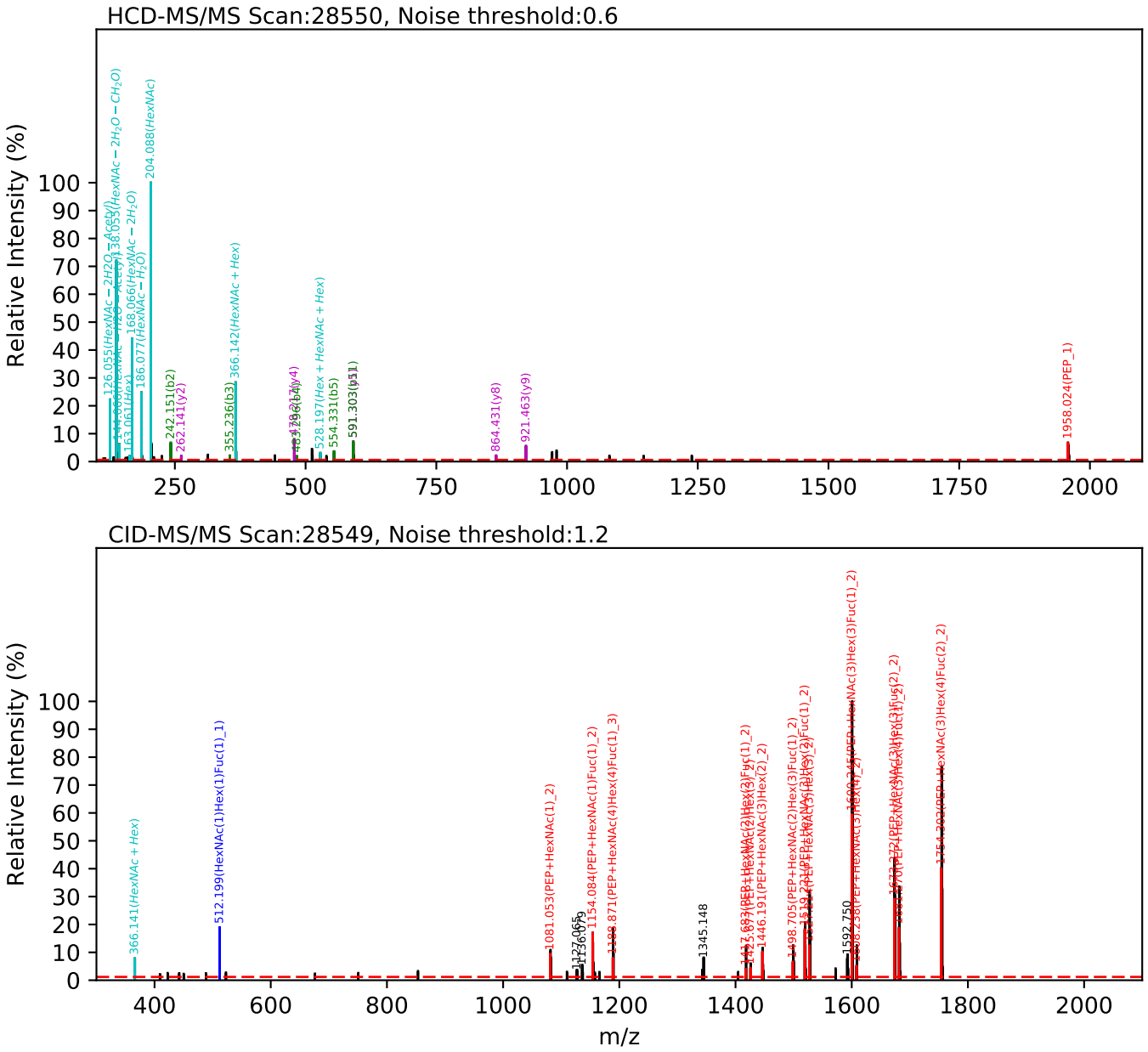

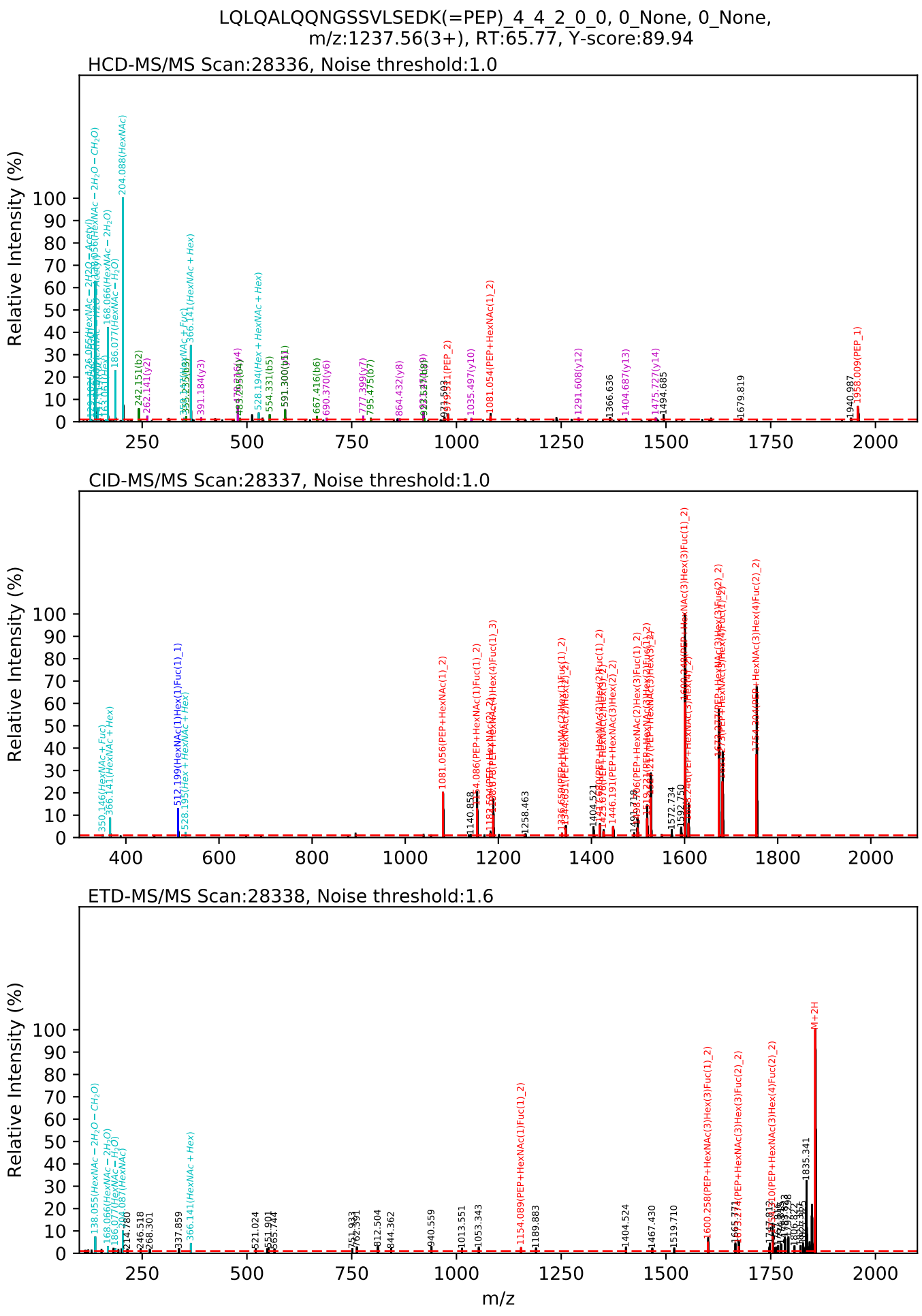
LQLQALQQNGSSVLSEDK(=PEP)_4_4_2_0_0, 0_None, 0_None,
m/z:1237.56(3+), RT:65.77, Y-score:89.94
HCD-MS/MS Scan:28336, Noise threshold:1.0
CID-MS/MS Scan:28337, Noise threshold:1.0
ETD-MS/MS Scan:28338, Noise threshold:1.6
Relative Intensity (%)
m/z

LQLQALQQNGSSVLSEDK(=PEP)_4_5_1_0_0, 0_None, 0_None,
m/z:1256.57(3+), RT:66.58, Y-score:90.47

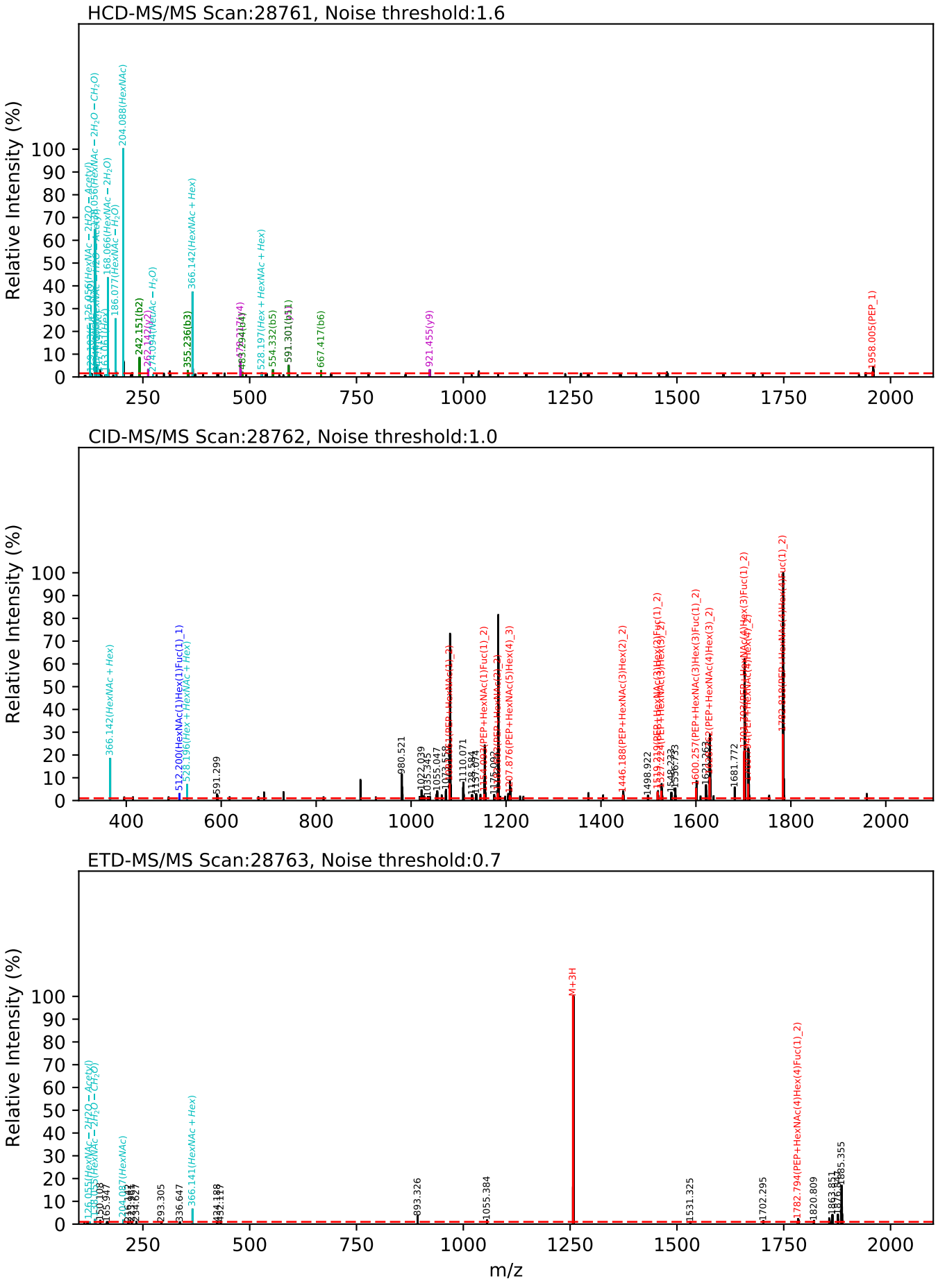

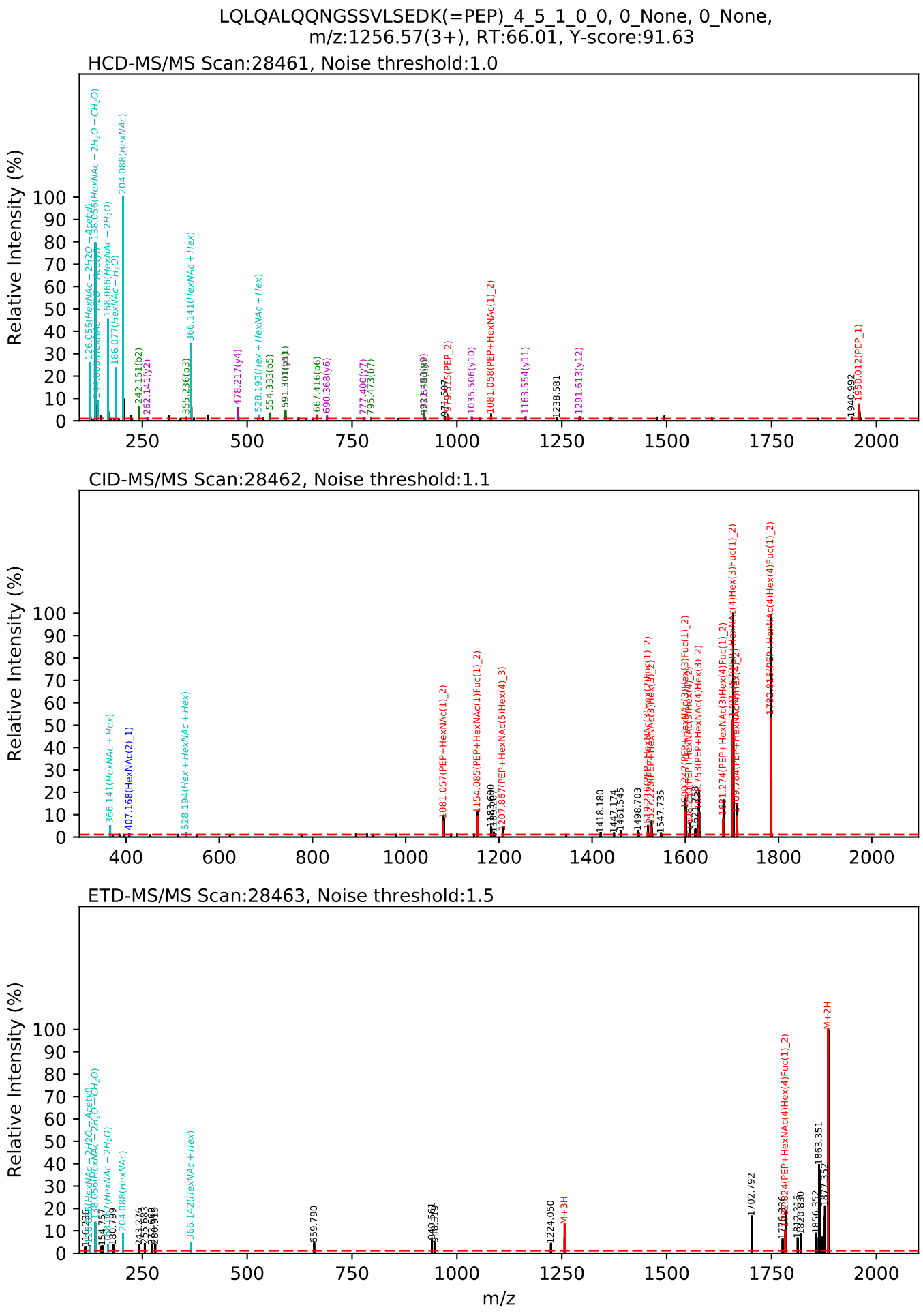
LQLQALQQNGSSVLSEDK(=PEP)_4_5_1_0_0, 0_None, 0_None,
m/z:1256.57(3+), RT:66.01, Y-score:91.63
HCD-MS/MS Scan:28461, Noise threshold:1.0
Relative Intensity (%)
CID-MS/MS Scan:28462, Noise threshold:1.1
Relative Intensity (%)
ETD-MS/MS Scan:28463, Noise threshold:1.5
Relative Intensity (%)
m/z

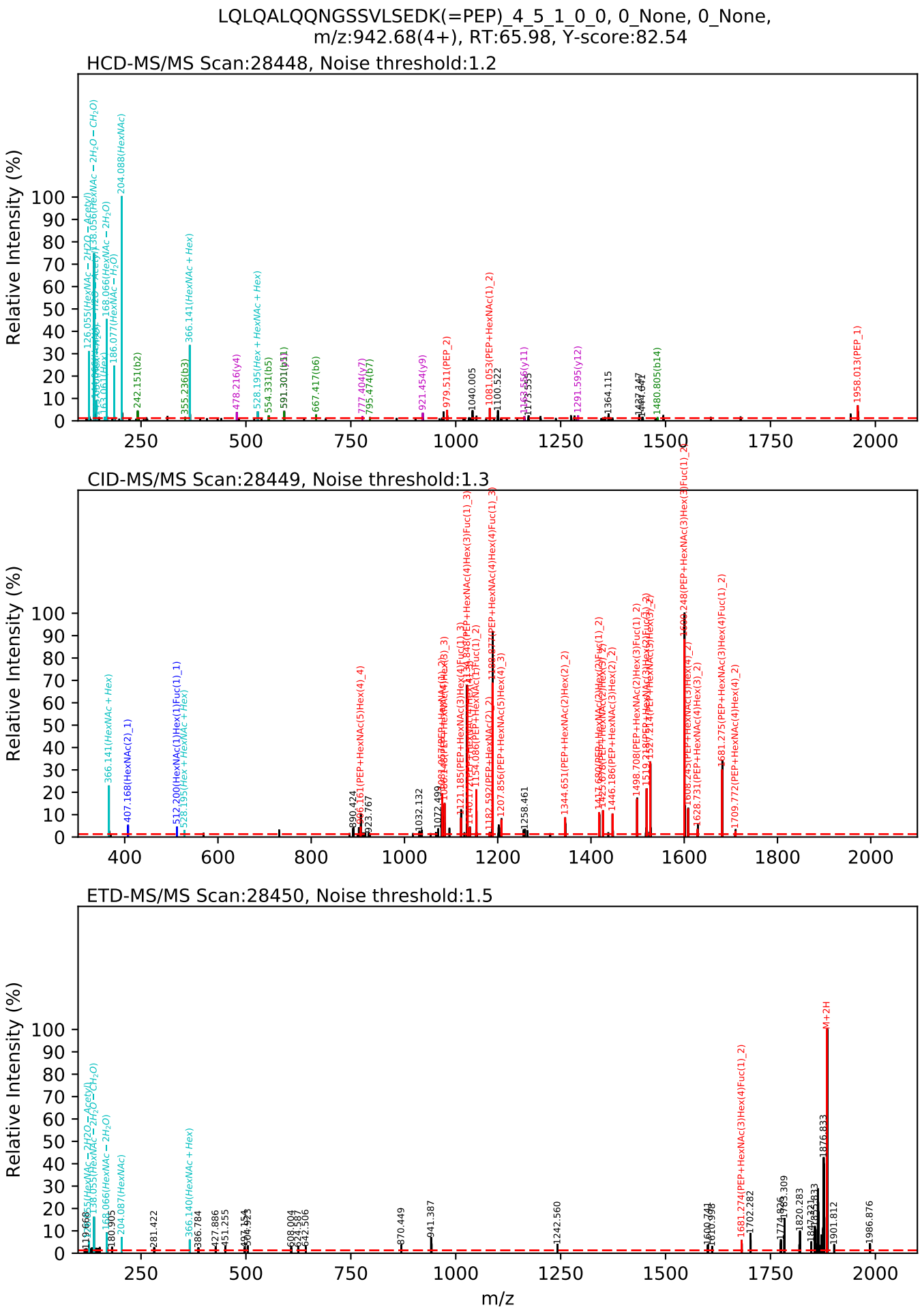
LQLQALQQNGSSVLSEDK(=PEP)_4_5_1_0_0, 0_None, 0_None,
m/z:942.68(4+), RT:65.98, Y-score:82.54
HCD-MS/MS Scan:28448, Noise threshold:1.2
CID-MS/MS Scan:28449, Noise threshold:1.3
ETD-MS/MS Scan:28450, Noise threshold:1.5
Relative Intensity (%)
m/z

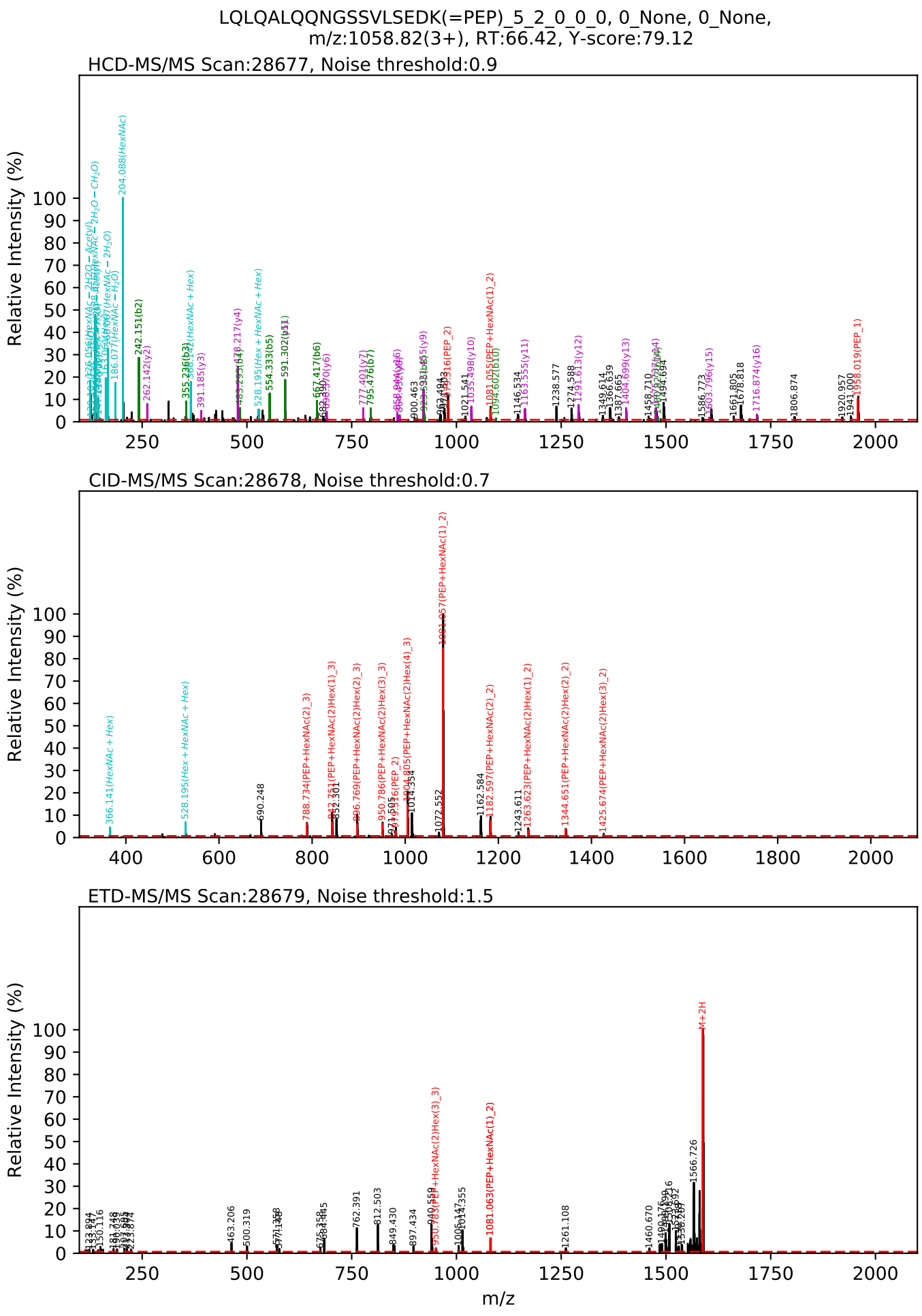
LQLQALQQNGSSVLSEDK(=PEP)_5_2_0_0_0, 0_None, 0_None,
m/z:1058.82(3+), RT:66.42, Y-score:79.12
HCD-MS/MS Scan:28677, Noise threshold:0.9
CID-MS/MS Scan:28678, Noise threshold:0.7
ETD-MS/MS Scan:28679, Noise threshold:1.5
Relative Intensity (%)
m/z

LQLQALQQNGSSVLSEDK(=PEP)_5_2_0_0_0, 0_None, 0_None,
m/z:1587.73(2+), RT:66.40, Y-score:78.72

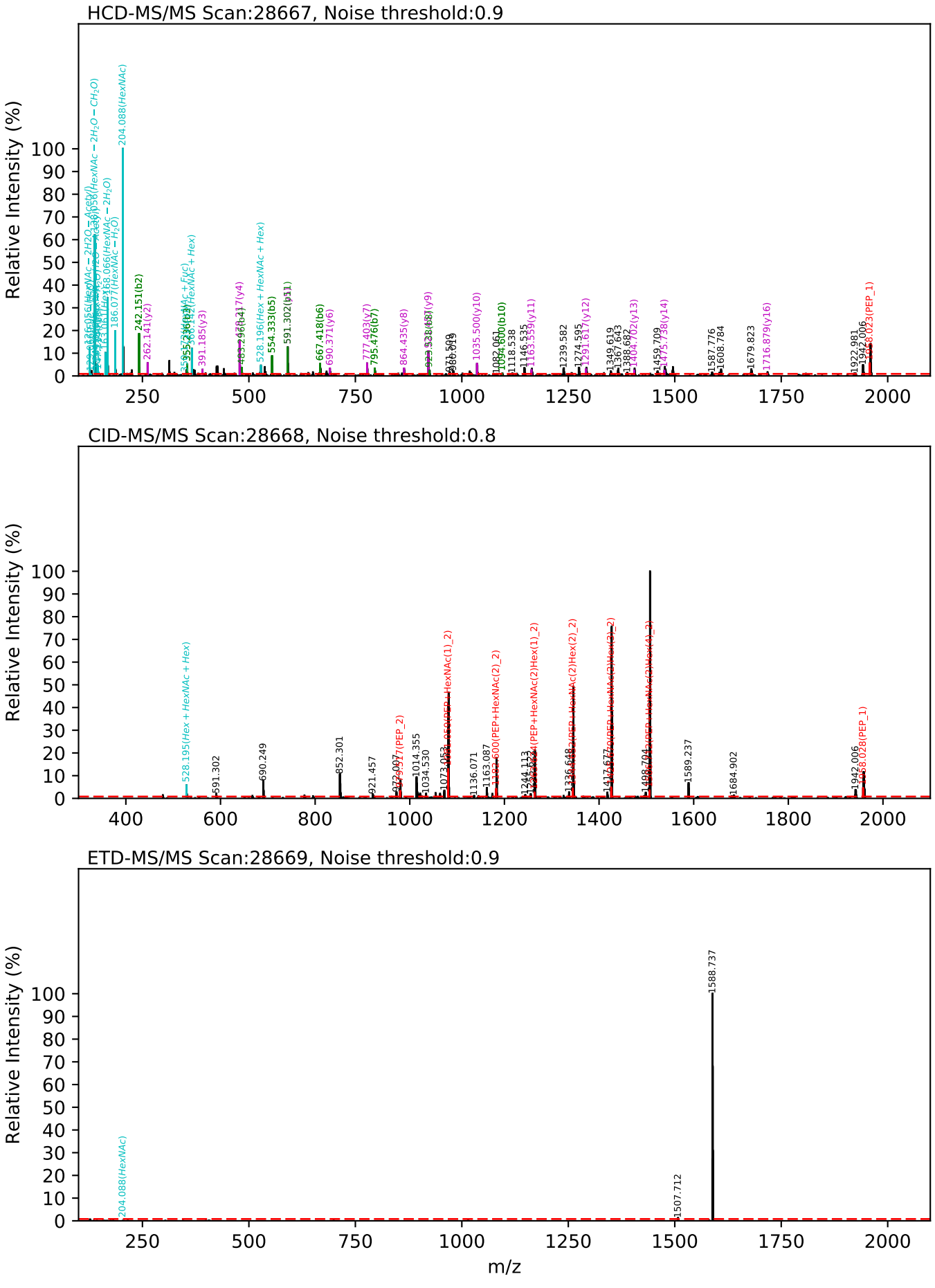

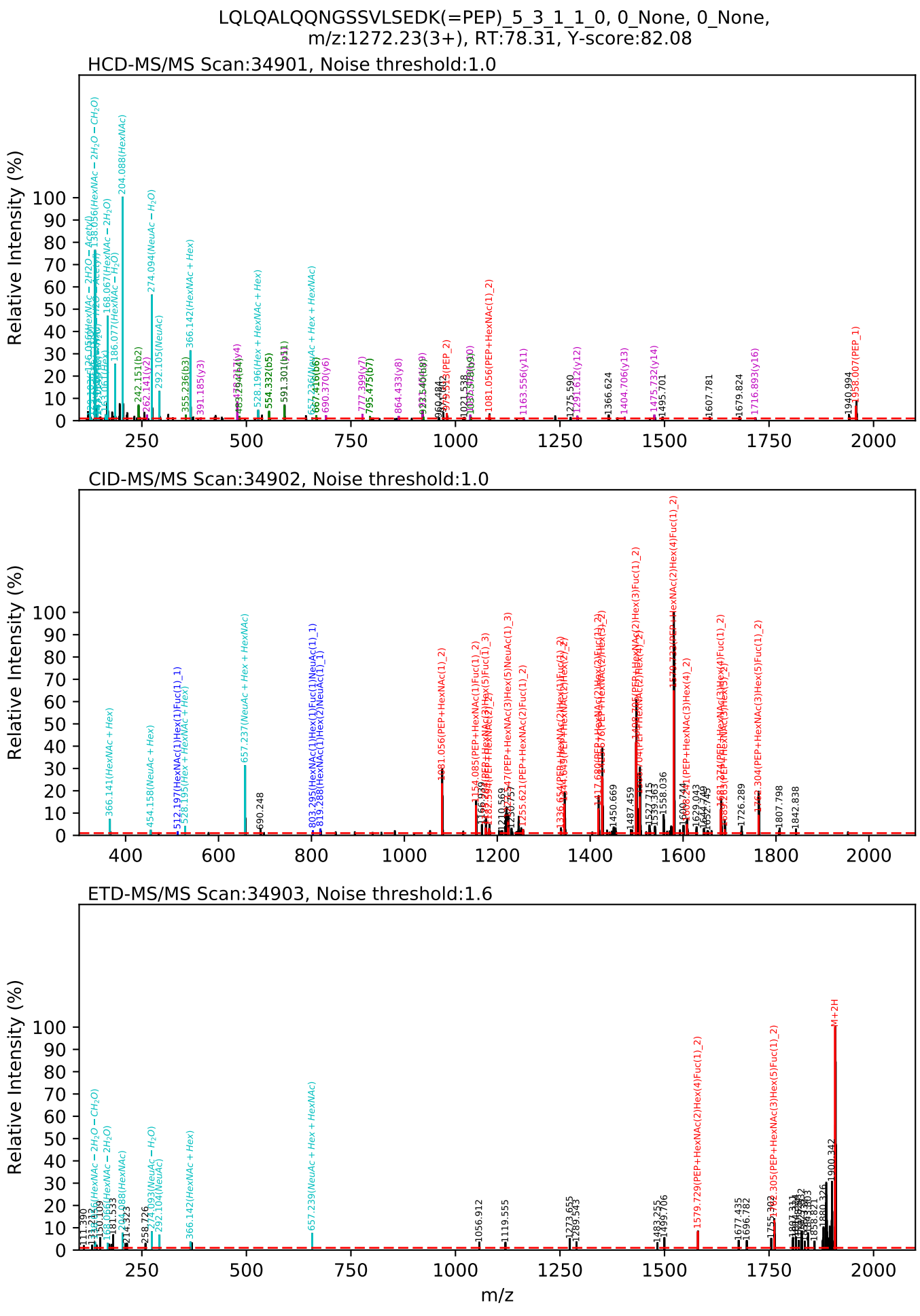
LQLQALQQNGSSVLSEDK(=PEP)_5_3_1_1_0, 0_None, 0_None,
m/z:1272.23(3+), RT:78.31, Y-score:82.08
HCD-MS/MS Scan:34901, Noise threshold:1.0
Relative Intensity (%)
CID-MS/MS Scan:34902, Noise threshold:1.0
Relative Intensity (%)
ETD-MS/MS Scan:34903, Noise threshold:1.6
Relative Intensity (%)
m/z

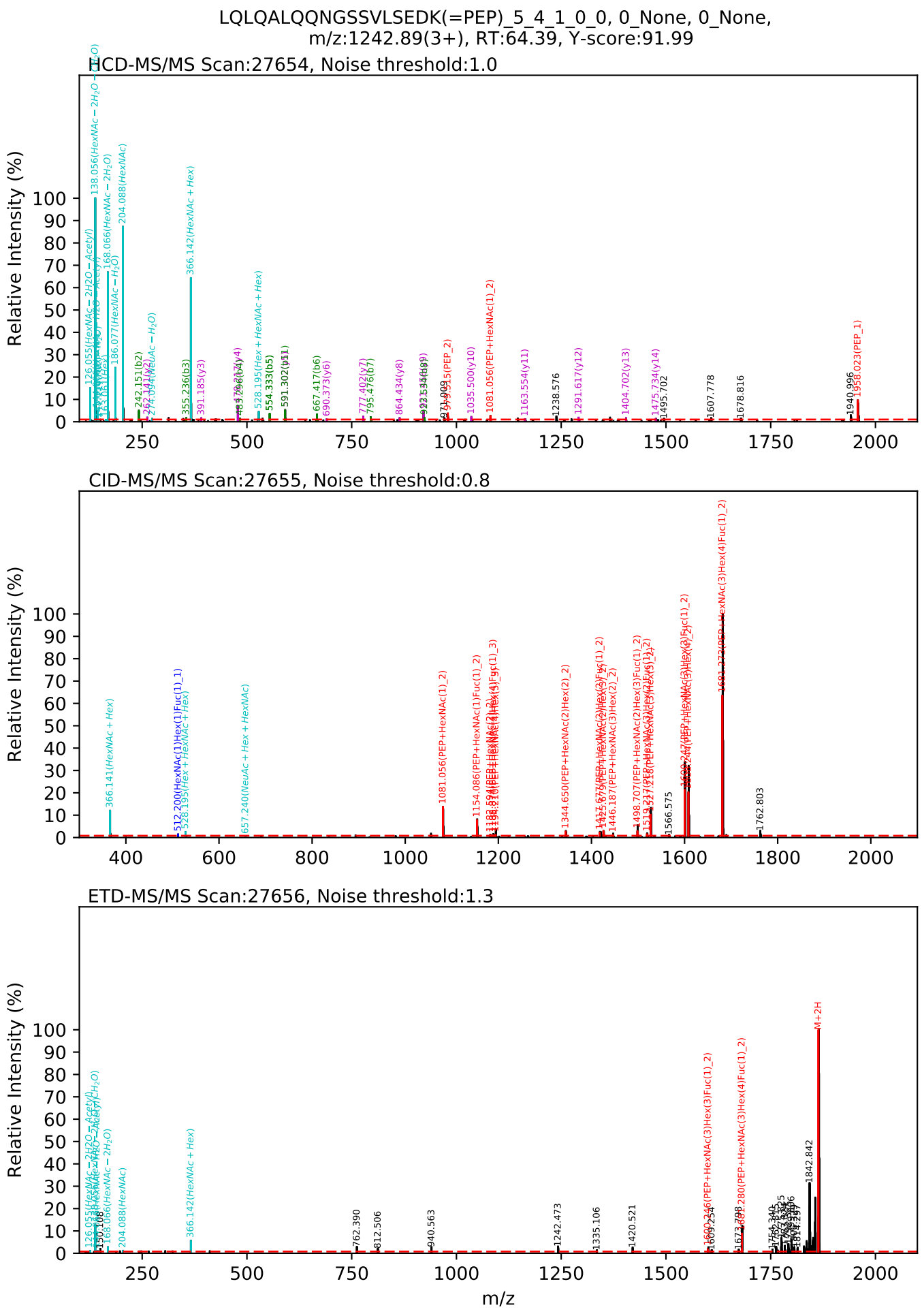
LQLQALQQNGSSVLSEDK(=PEP)_5_4_1_0_0, 0_None, 0_None,
m/z:1242.89(3+), RT:64.39, Y-score:91.99
HCD-MS/MS Scan:27654, Noise threshold:1.0
Relative Intensity (%)
CID-MS/MS Scan:27655, Noise threshold:0.8
Relative Intensity (%)
ETD-MS/MS Scan:27656, Noise threshold:1.3
Relative Intensity (%)
m/z

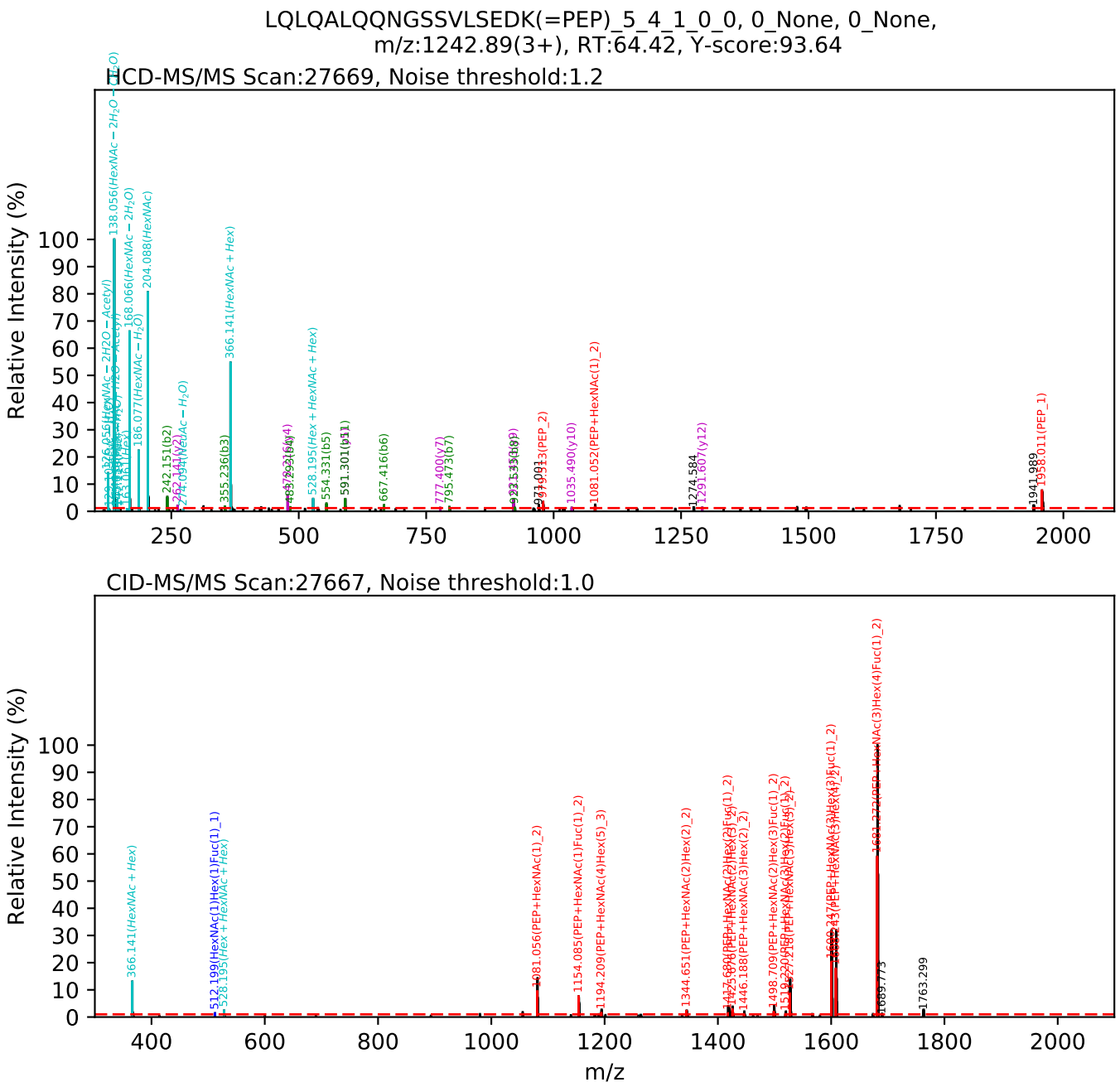
LQLQALQQNGSSVLSEDK(=PEP)_5_4_1_0_0, 0_None, 0_None,
m/z:1242.89(3+), RT:64.42, Y-score:93.64
HCD-MS/MS Scan:27669, Noise threshold:1.2
Relative Intensity (%)
366.141(HexNAc + Hex)
204.088(HexNAc)
242.151(b2)
355.236(b3)
528.195(Hex + HexNAc + Hex)
554.331(b5)
591.301(b11)
667.416(b6)
777.400(y7)
795.473(b7)
1035.490(y10)
1081.052(PEP+HexNAc(1)_2)
1274.584
1291.607(y12)
1941.989
1980.011(PEP_1)
CID-MS/MS Scan:27667, Noise threshold:1.0
Relative Intensity (%)
366.141(HexNAc + Hex)
512.199(HexNAc(1)Hex(1)Fuc(1)_1)
528.195(Hex + HexNAc + Hex)
1081.056(PEP+HexNAc(1)_2)
1154.085(PEP+HexNAc(1)Fuc(1)_2)
1194.209(PEP+HexNAc(4)Hex(5)_3)
1344.651(PEP+HexNAc(2)Hex(2)_2)
1446.188(PEP+HexNAc(3)Hex(2)_2)
1498.709(PEP+HexNAc(2)Hex(3)Fuc(1)_2)
1689.773
1763.299
m/z

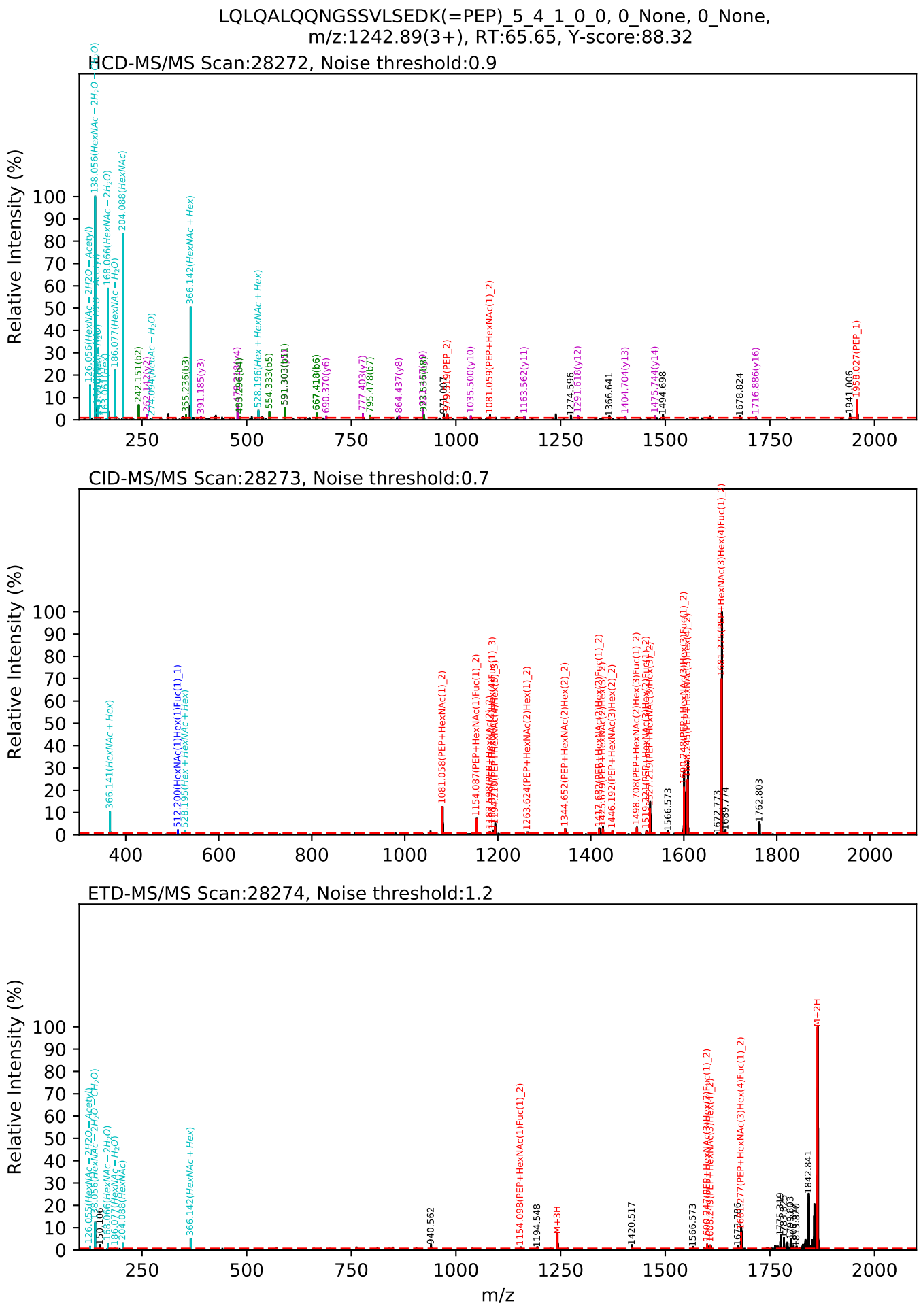
LQLQALQQNGSSVLSEDK(=PEP)_5_4_1_0_0, 0_None, 0_None,
m/z:1242.89(3+), RT:65.65, Y-score:88.32
HCD-MS/MS Scan:28272, Noise threshold:0.9
Relative Intensity (%)
CID-MS/MS Scan:28273, Noise threshold:0.7
Relative Intensity (%)
ETD-MS/MS Scan:28274, Noise threshold:1.2
Relative Intensity (%)
m/z

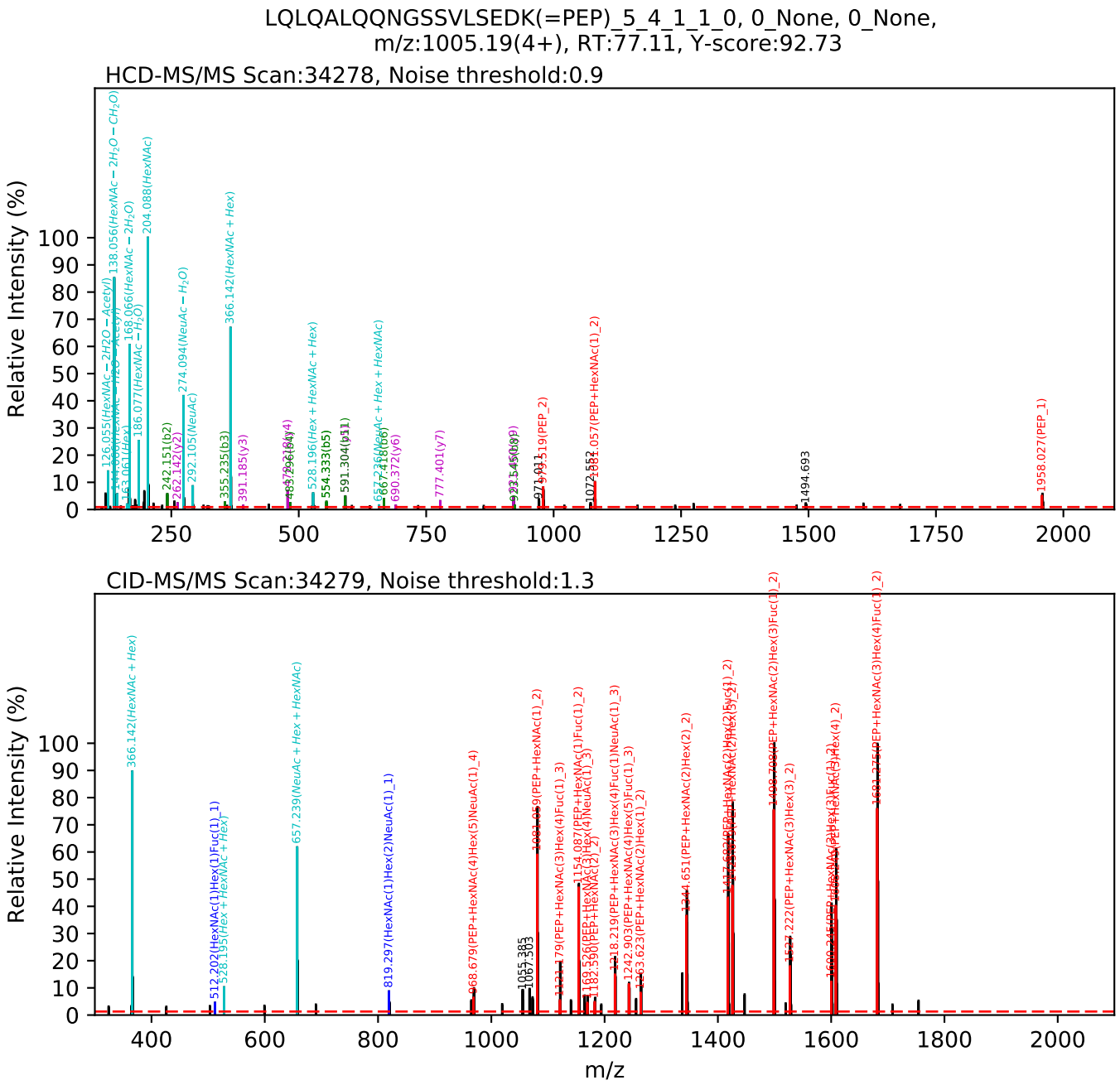
LQLQALQQNGSSVLSEDK(=PEP)_5_4_1_1_0, 0_None, 0_None,
m/z:1005.19(4+), RT:77.11, Y-score:92.73
HCD-MS/MS Scan:34278, Noise threshold:0.9
Relative Intensity (%)
366.142(HexNAc + Hex)
204.088(HexNAc)
274.094(NeuAc − H2O)
292.105(NeuAc)
242.151(b2)
391.185(y3)
554.333(b5)
591.304(b11)
777.401(y7)
1494.693
1958.027(PEP_1)
CID-MS/MS Scan:34279, Noise threshold:1.3
Relative Intensity (%)
366.142(HexNAc + Hex)
657.239(NeuAc + Hex + HexNAc)
819.297(HexNAc(1)Hex(2)NeuAc(1)_1)
968.679(PEP+HexNAc(4)Hex(5)NeuAc(1)_4)
1344.651(PEP+HexNAc(2)Hex(2)_2)
1537.222(PEP+HexNAc(3)Hex(3)_2)
m/z

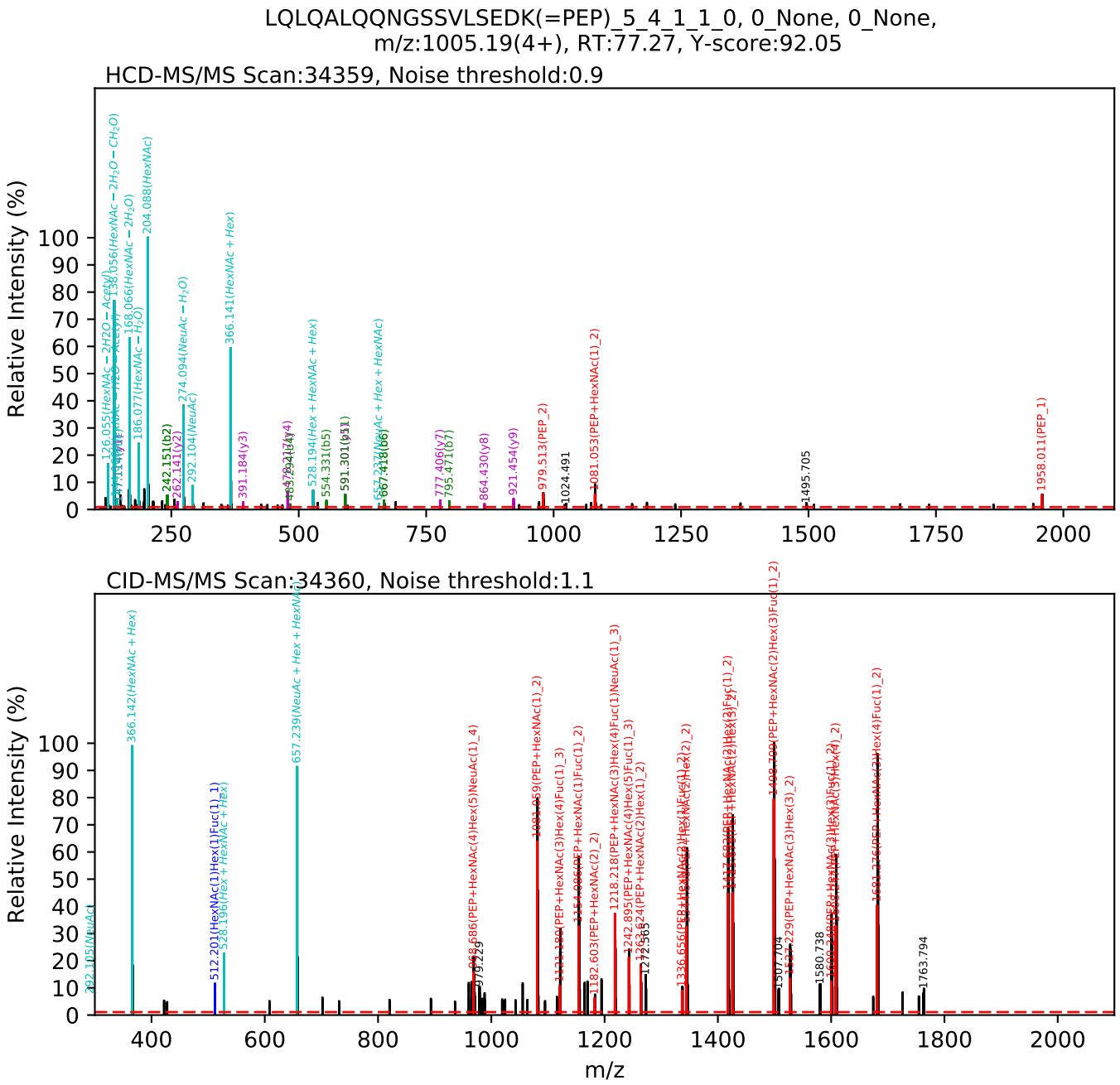
LQLQALQQNGSSVLSEDK(=PEP)_5_4_1_1_0, 0_None, 0_None,
m/z:1005.19(4+), RT:77.27, Y-score:92.05
HCD-MS/MS Scan:34359, Noise threshold:0.9
Relative Intensity (%)
204.088(HexNAc)
366.141(HexNAc + Hex)
274.094(NeuAc − H2O)
292.104(NeuAc)
242.151(b2)
391.184(y3)
528.194(Hex + HexNAc + Hex)
554.331(b5)
591.301(y11)
777.406(y7)
795.471(b7)
864.430(y8)
921.454(y9)
979.513(PEP_2)
1024.491
1081.053(PEP+HexNAc(1)_2)
1495.705
1958.011(PEP_1)
CID-MS/MS Scan:34360, Noise threshold:1.1
Relative Intensity (%)
366.142(HexNAc + Hex)
657.239(NeuAc + Hex + HexNAc)
512.201(HexNAc(1)Hex(1)Fuc(1)_1)
528.196(Hex + HexNAc + Hex)
686(PEP+HexNAc(4)Hex(5)NeuAc(1)_4)
1081.059(PEP+HexNAc(1)_2)
1218.218(PEP+HexNAc(3)Hex(4)Fuc(1)NeuAc(1)_3)
1242.895(PEP+HexNAc(4)Hex(5)Fuc(1)_3)
1336.656(PEP+HexNAc(2)Hex(1)_2)
1580.738
1763.794
m/z

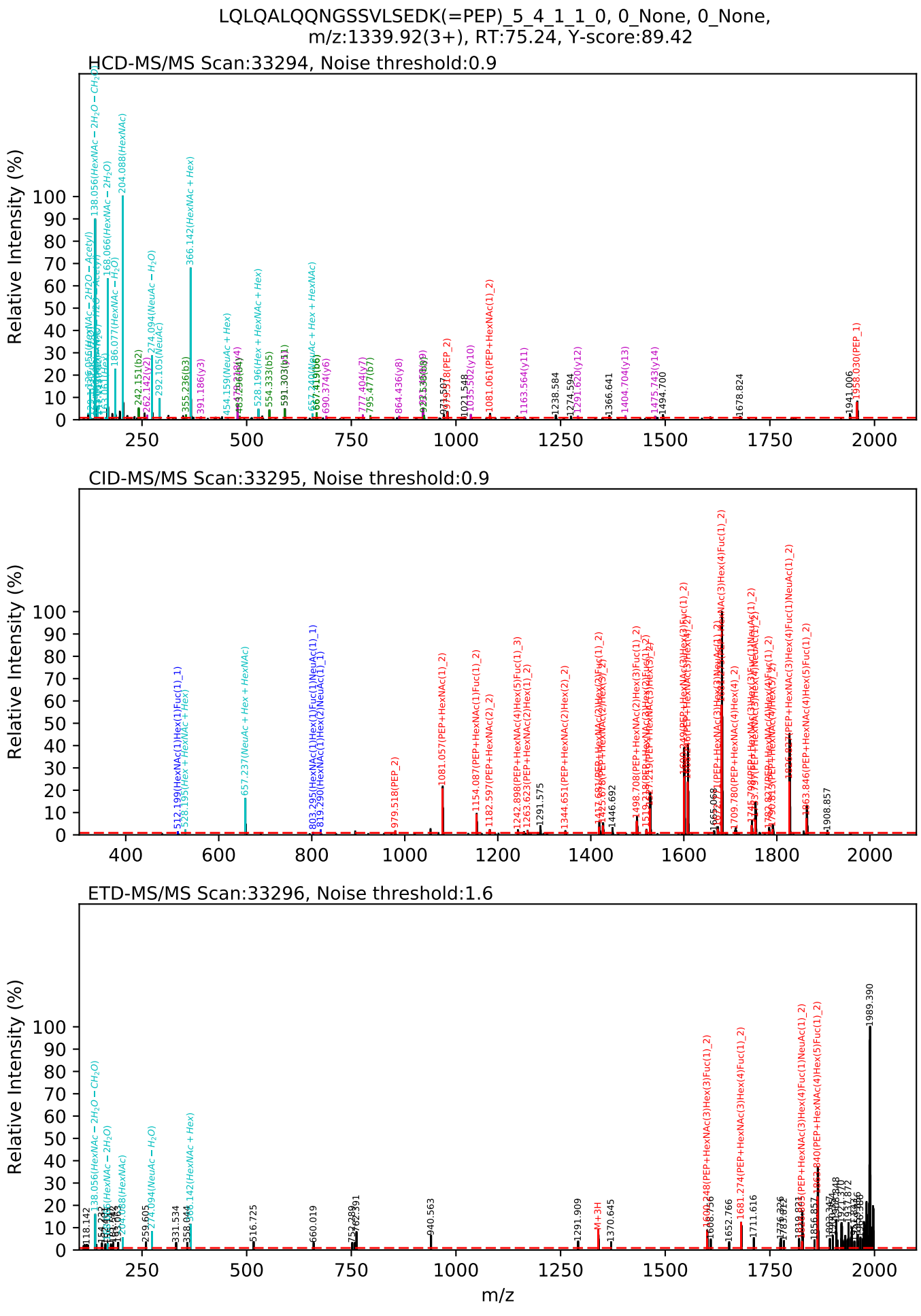
LQLQALQQNGSSVLSEDK(=PEP)_5_4_1_1_0, 0_None, 0_None,
m/z:1339.92(3+), RT:75.24, Y-score:89.42
HCD-MS/MS Scan:33294, Noise threshold:0.9
CID-MS/MS Scan:33295, Noise threshold:0.9
ETD-MS/MS Scan:33296, Noise threshold:1.6
Relative Intensity (%)
m/z

LQLQALQQNGSSVLSEDK(=PEP)_5_4_1_1_0, 0_None, 0_None,
m/z:1339.92(3+), RT:76.03, Y-score:74.48

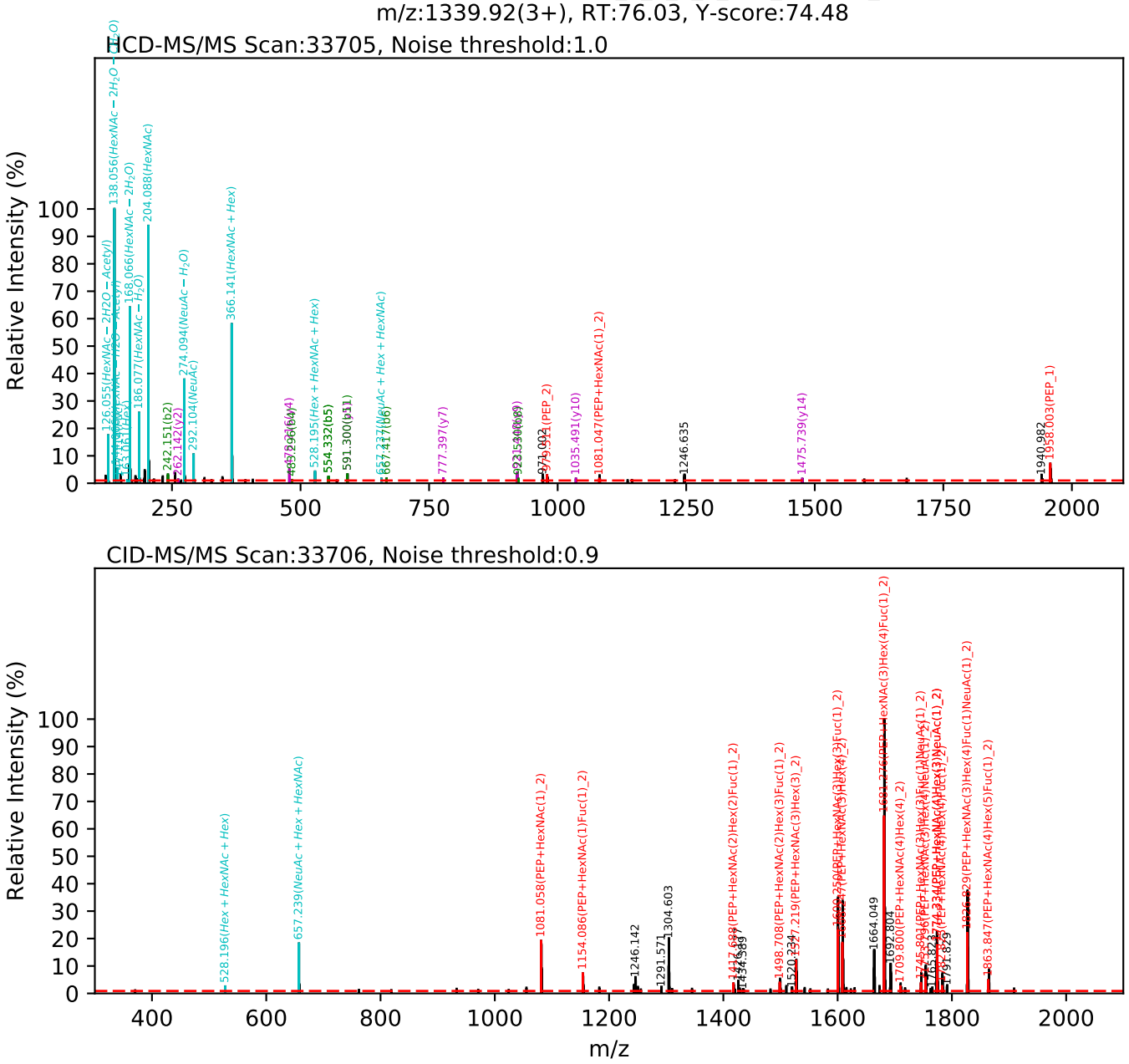

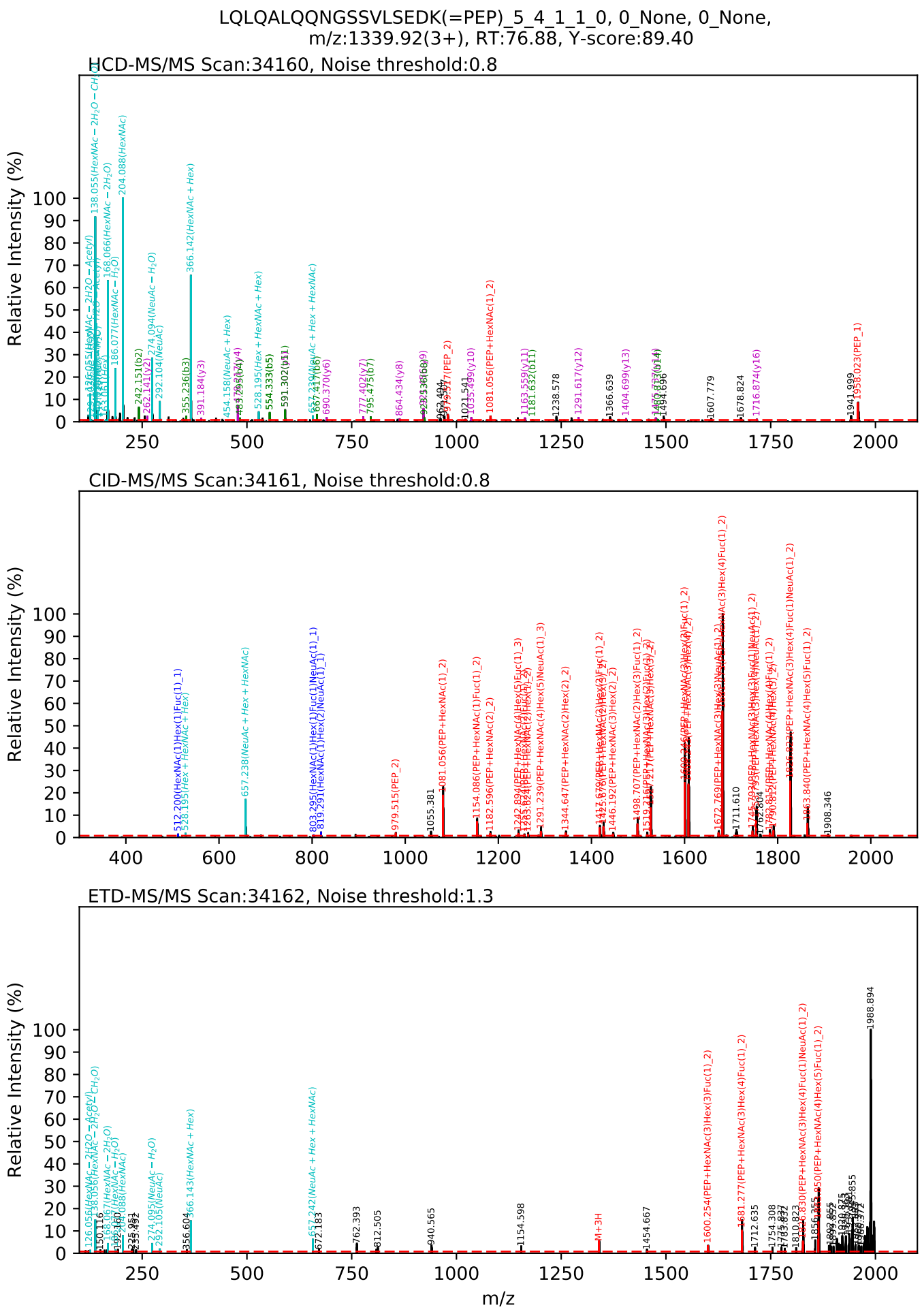
LQLQALQQNGSSVLSEDK(=PEP)_5_4_1_1_0, 0_None, 0_None,
m/z:1339.92(3+), RT:76.88, Y-score:89.40
HCD-MS/MS Scan:34160, Noise threshold:0.8
CID-MS/MS Scan:34161, Noise threshold:0.8
ETD-MS/MS Scan:34162, Noise threshold:1.3
Relative Intensity (%)
m/z

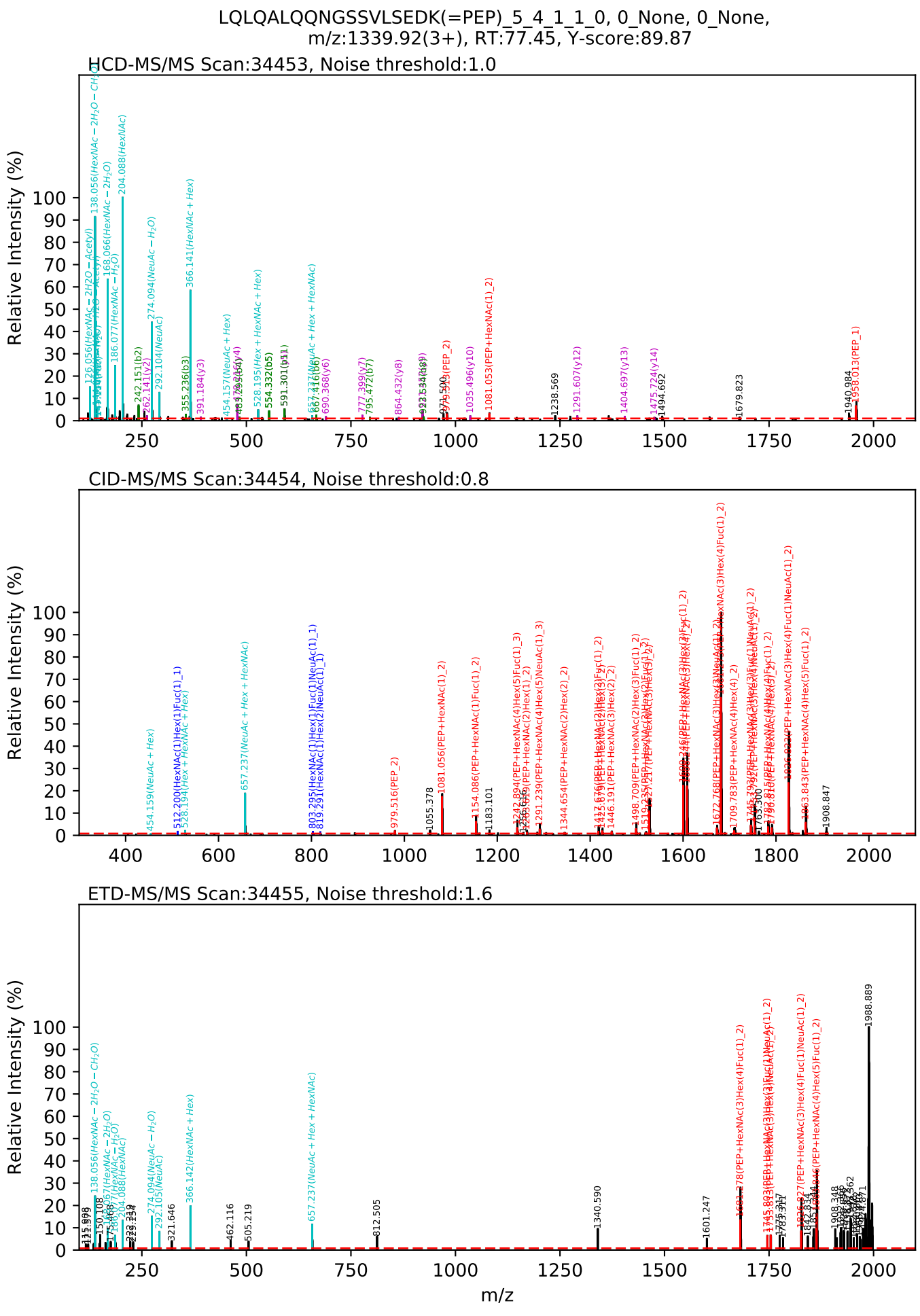
LQLQALQQNGSSVLSEDK(=PEP)_5_4_1_1_0, 0_None, 0_None,
m/z:1339.92(3+), RT:77.45, Y-score:89.87
HCD-MS/MS Scan:34453, Noise threshold:1.0
CID-MS/MS Scan:34454, Noise threshold:0.8
ETD-MS/MS Scan:34455, Noise threshold:1.6
Relative Intensity (%)
m/z

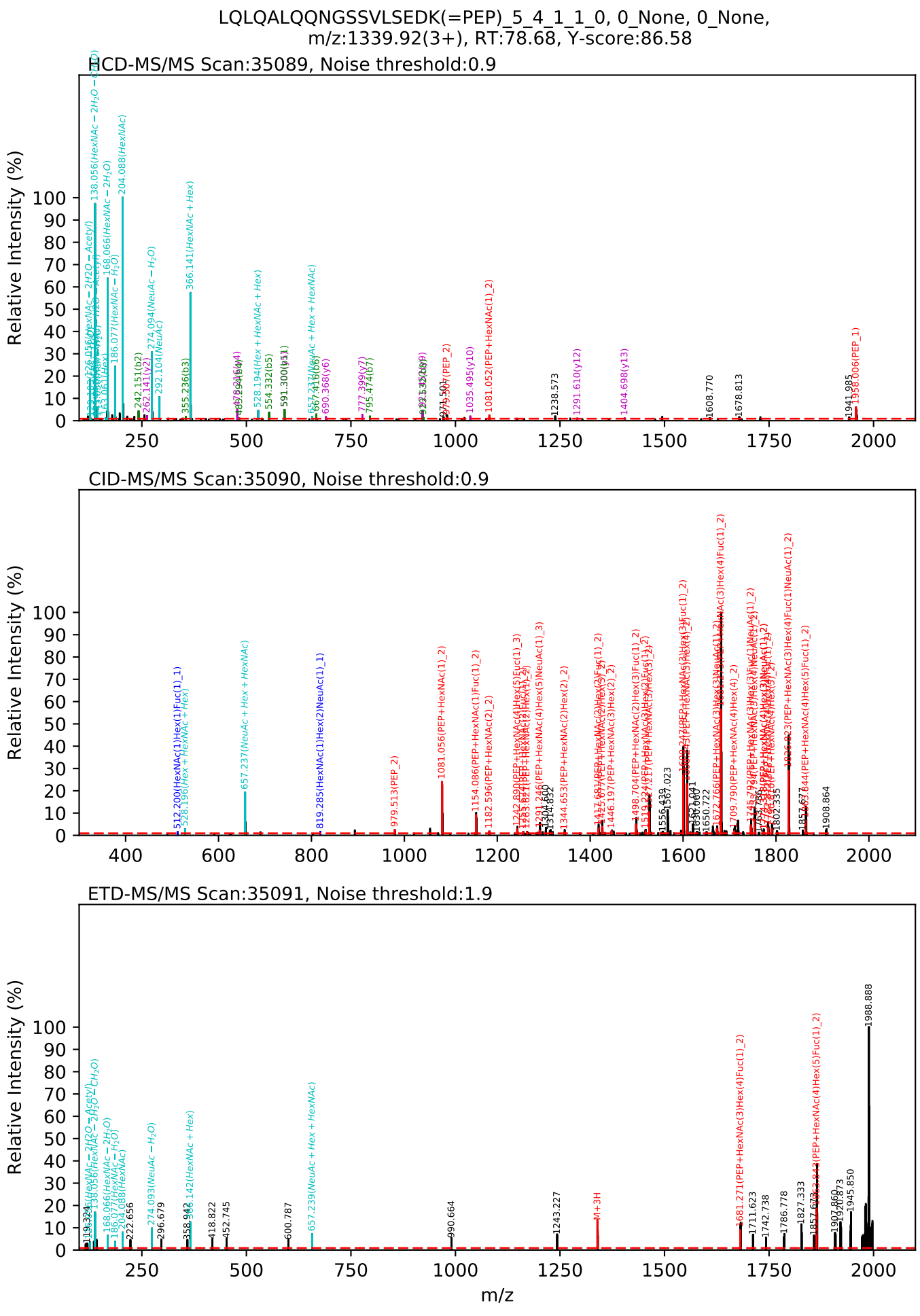
LQLQALQQNGSSVLSEDK(=PEP)_5_4_1_1_0, 0_None, 0_None,
m/z:1339.92(3+), RT:78.68, Y-score:86.58
HCD-MS/MS Scan:35089, Noise threshold:0.9
CID-MS/MS Scan:35090, Noise threshold:0.9
ETD-MS/MS Scan:35091, Noise threshold:1.9
Relative Intensity (%)
m/z

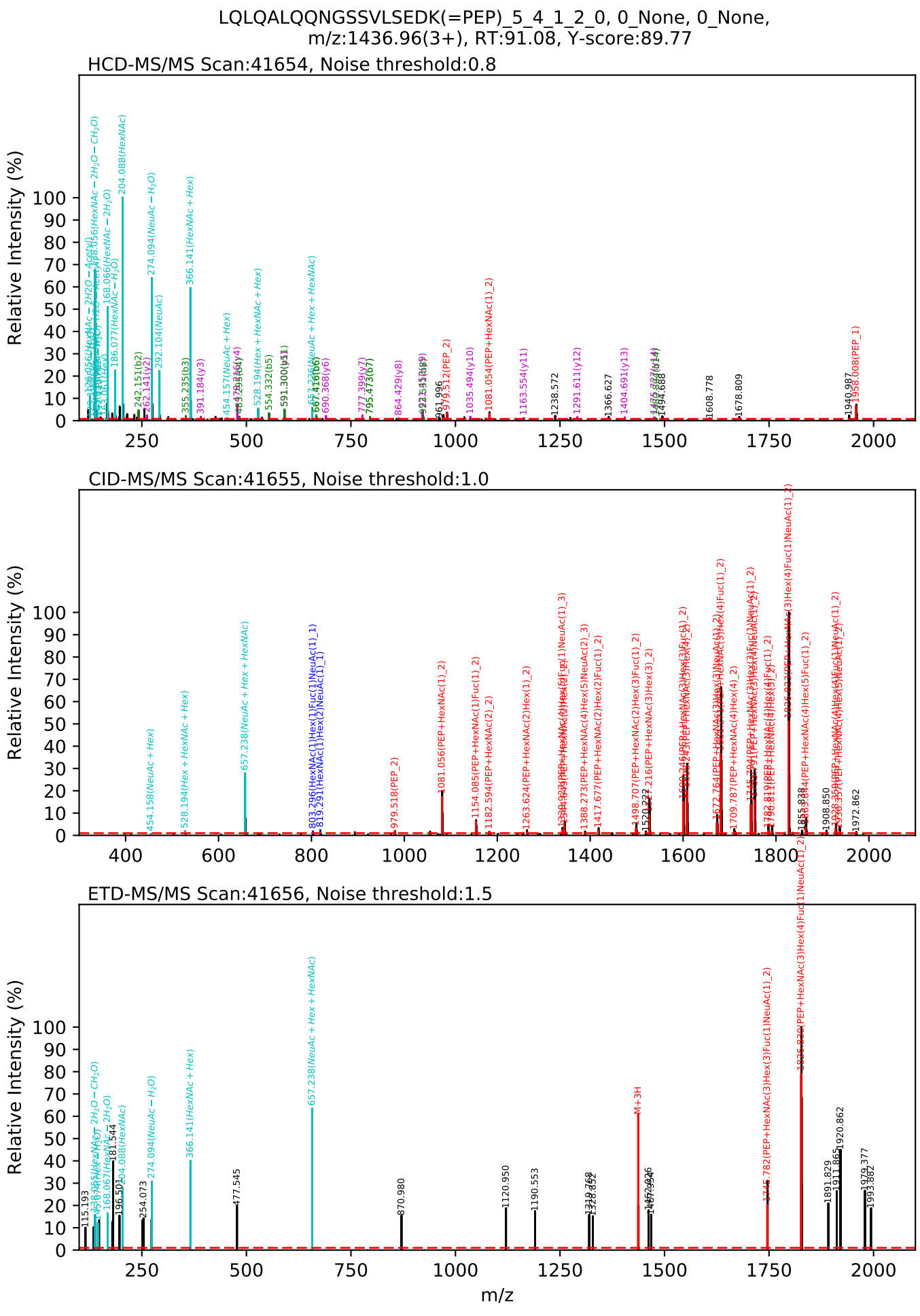
LQLQALQQNGSSVLSEDK(=PEP)_5_4_1_2_0, 0_None, 0_None,
m/z:1436.96(3+), RT:91.08, Y-score:89.77
HCD-MS/MS Scan:41654, Noise threshold:0.8
CID-MS/MS Scan:41655, Noise threshold:1.0
ETD-MS/MS Scan:41656, Noise threshold:1.5
Relative Intensity (%)
m/z

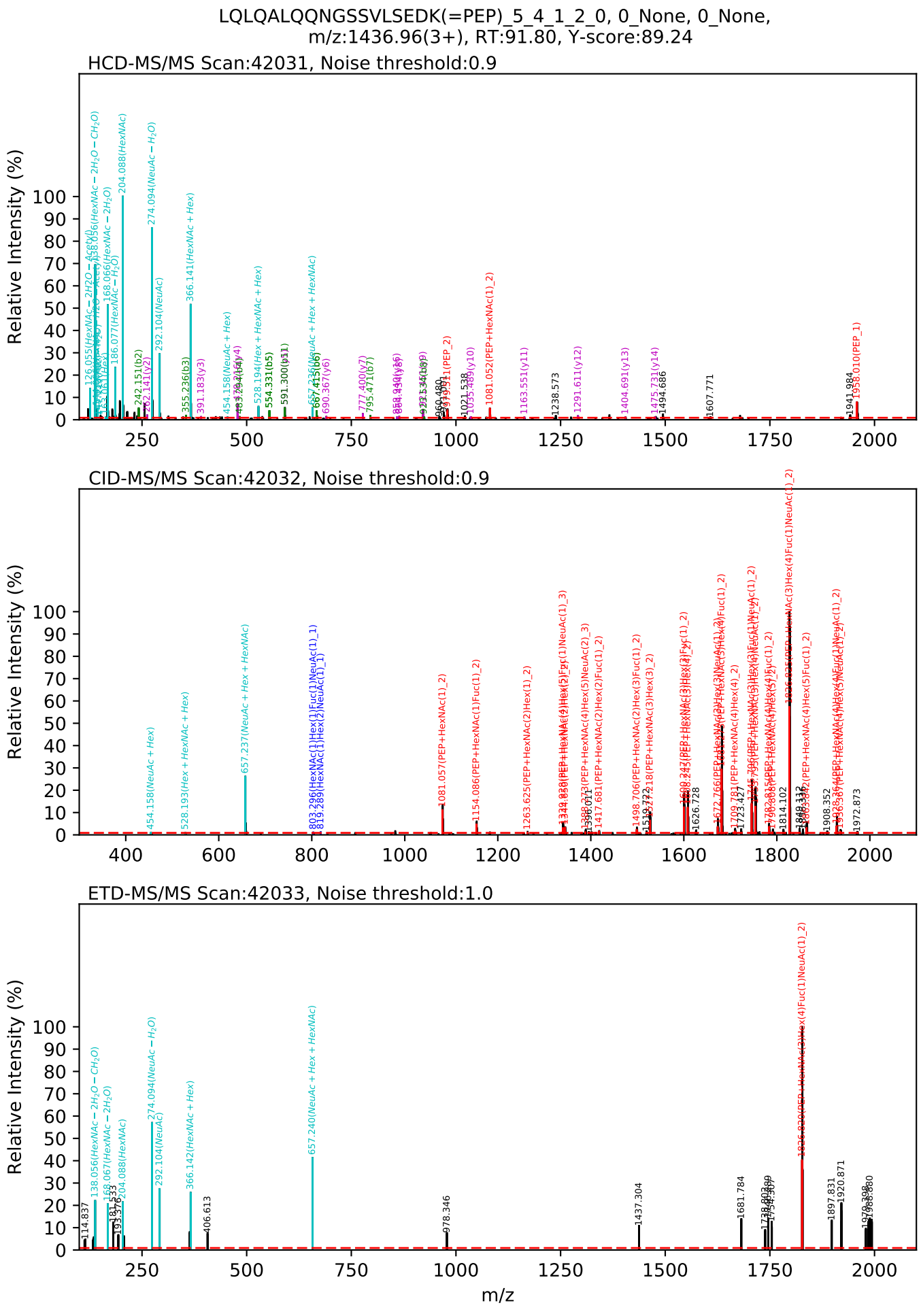
LQLQALQQNGSSVLSEDK(=PEP)_5_4_1_2_0, 0_None, 0_None,
m/z:1436.96(3+), RT:91.80, Y-score:89.24
HCD-MS/MS Scan:42031, Noise threshold:0.9
CID-MS/MS Scan:42032, Noise threshold:0.9
ETD-MS/MS Scan:42033, Noise threshold:1.0
Relative Intensity (%)
m/z

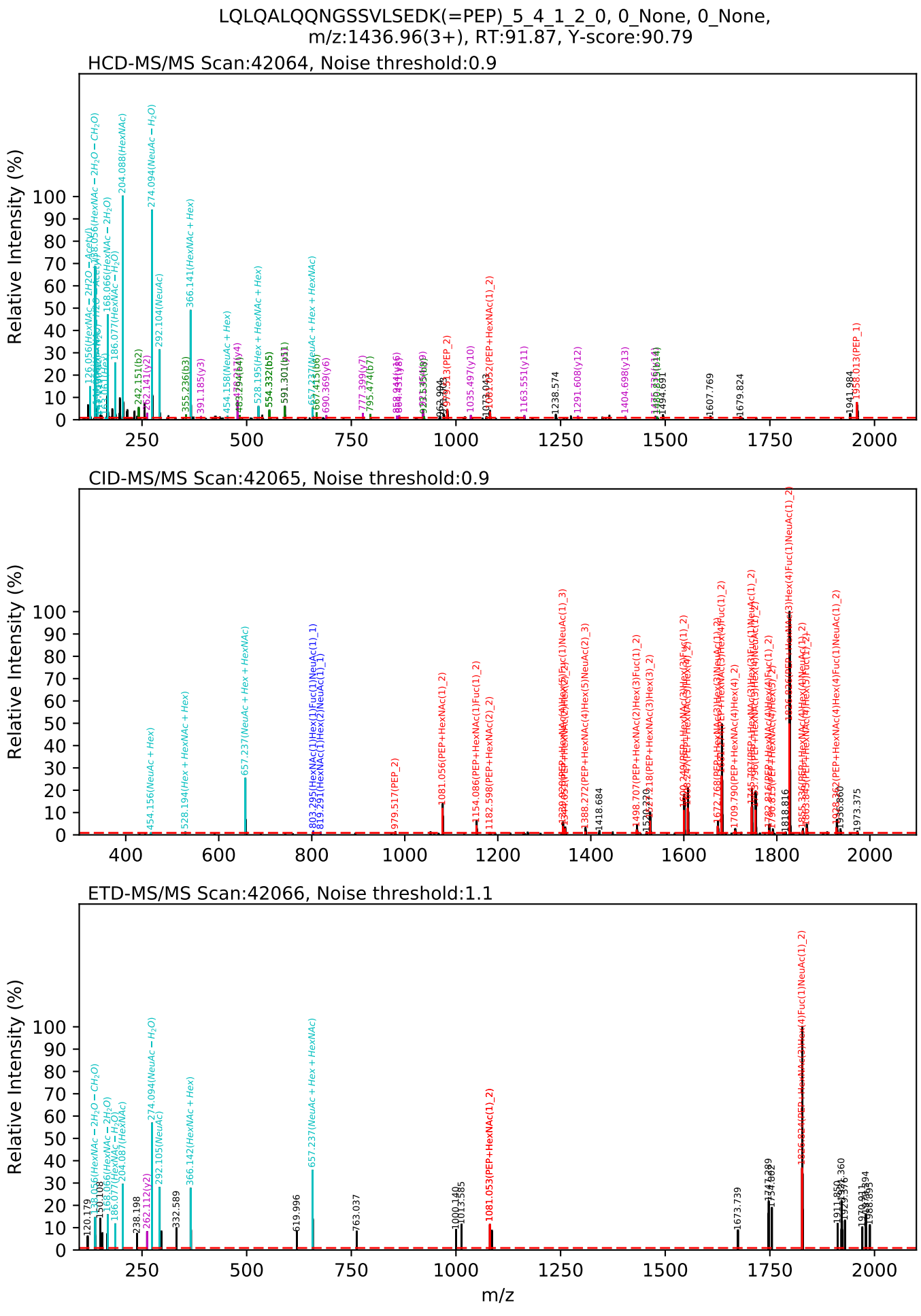
LQLQALQQNGSSVLSEDK(=PEP)_5_4_1_2_0, 0_None, 0_None,
m/z:1436.96(3+), RT:91.87, Y-score:90.79
HCD-MS/MS Scan:42064, Noise threshold:0.9
CID-MS/MS Scan:42065, Noise threshold:0.9
ETD-MS/MS Scan:42066, Noise threshold:1.1
Relative Intensity (%)
m/z

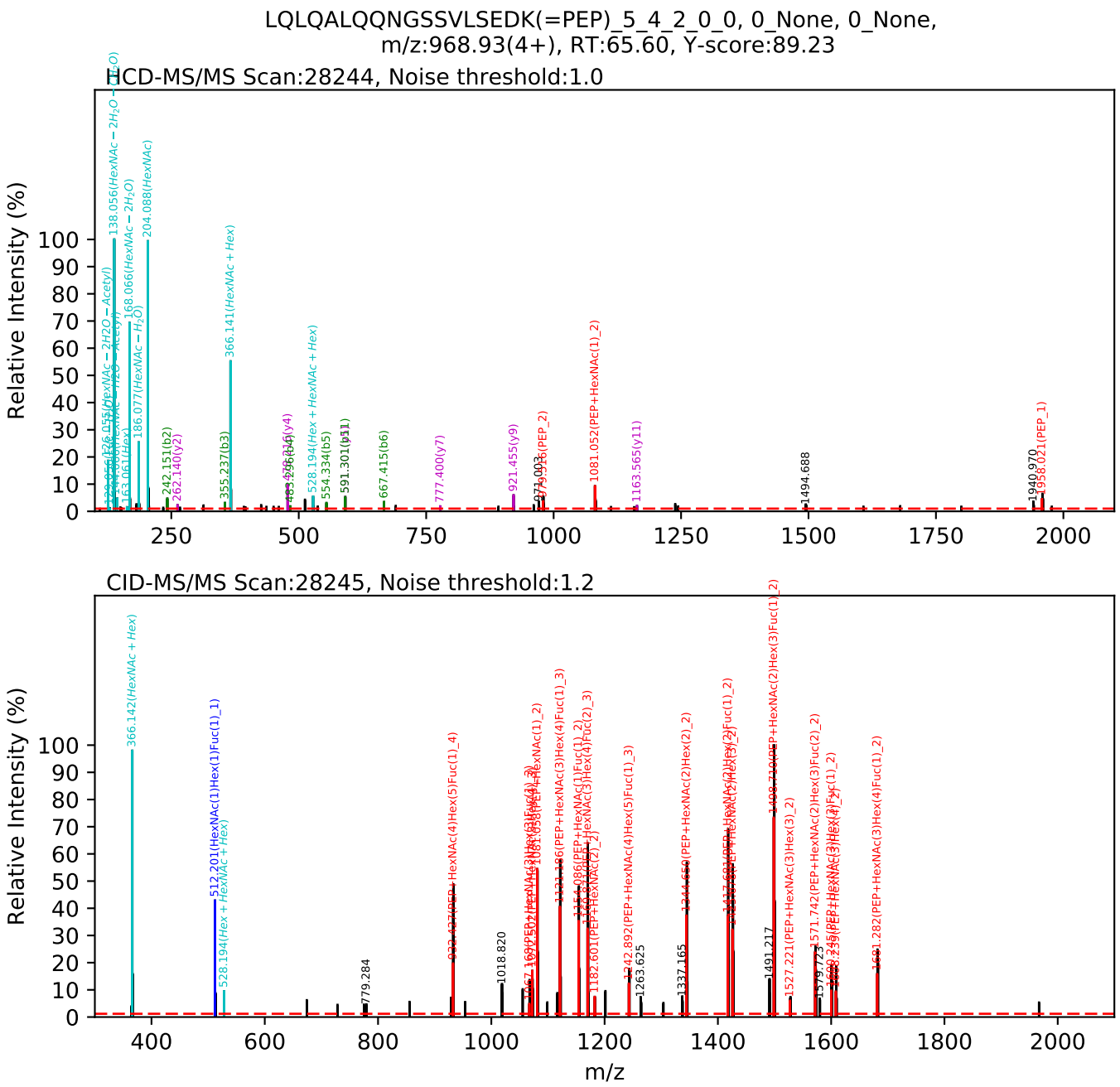
LQLQALQQNGSSVLSEDK(=PEP)_5_4_2_0_0, 0_None, 0_None,
m/z:968.93(4+), RT:65.60, Y-score:89.23
HCD-MS/MS Scan:28244, Noise threshold:1.0
Relative Intensity (%)
CID-MS/MS Scan:28245, Noise threshold:1.2
Relative Intensity (%)
m/z

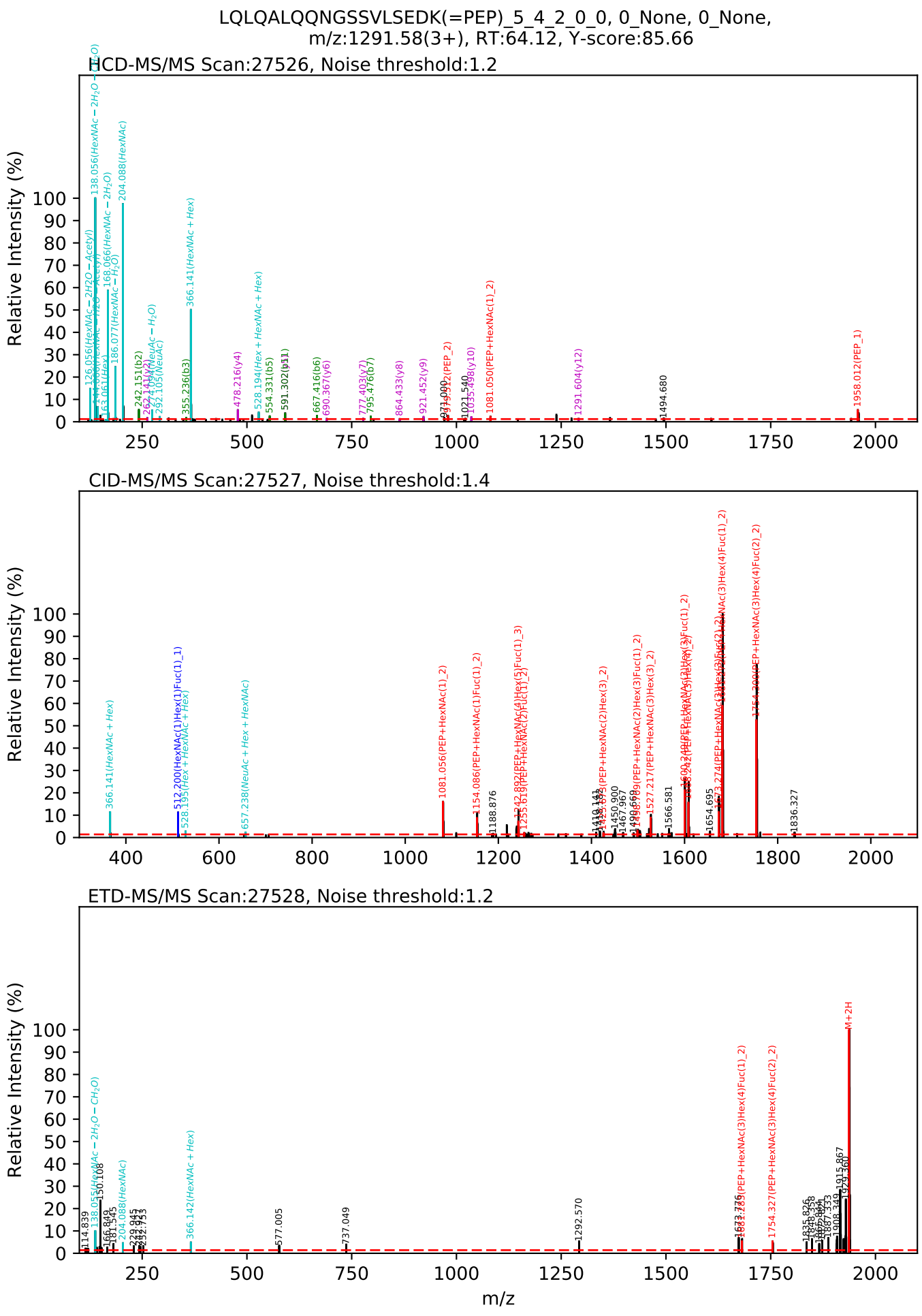
LQLQALQQNGSSVLSEDK(=PEP)_5_4_2_0_0, 0_None, 0_None,
m/z:1291.58(3+), RT:64.12, Y-score:85.66
HCD-MS/MS Scan:27526, Noise threshold:1.2
CID-MS/MS Scan:27527, Noise threshold:1.4
ETD-MS/MS Scan:27528, Noise threshold:1.2
Relative Intensity (%)
m/z

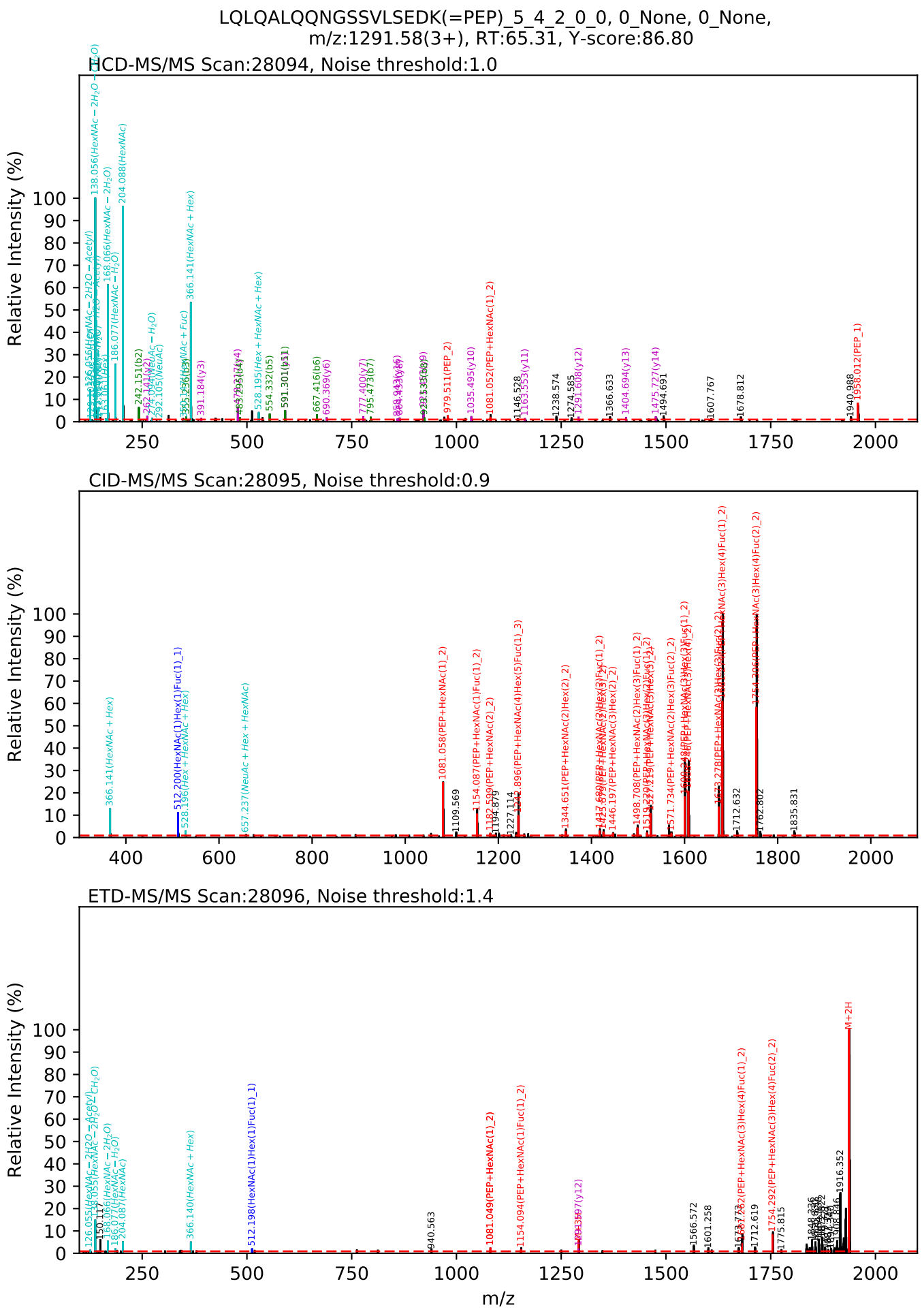
LQLQALQQNGSSVLSEDK(=PEP)_5_4_2_0_0, 0_None, 0_None,
m/z:1291.58(3+), RT:65.31, Y-score:86.80
HCD-MS/MS Scan:28094, Noise threshold:1.0
Relative Intensity (%)
CID-MS/MS Scan:28095, Noise threshold:0.9
Relative Intensity (%)
ETD-MS/MS Scan:28096, Noise threshold:1.4
Relative Intensity (%)
m/z

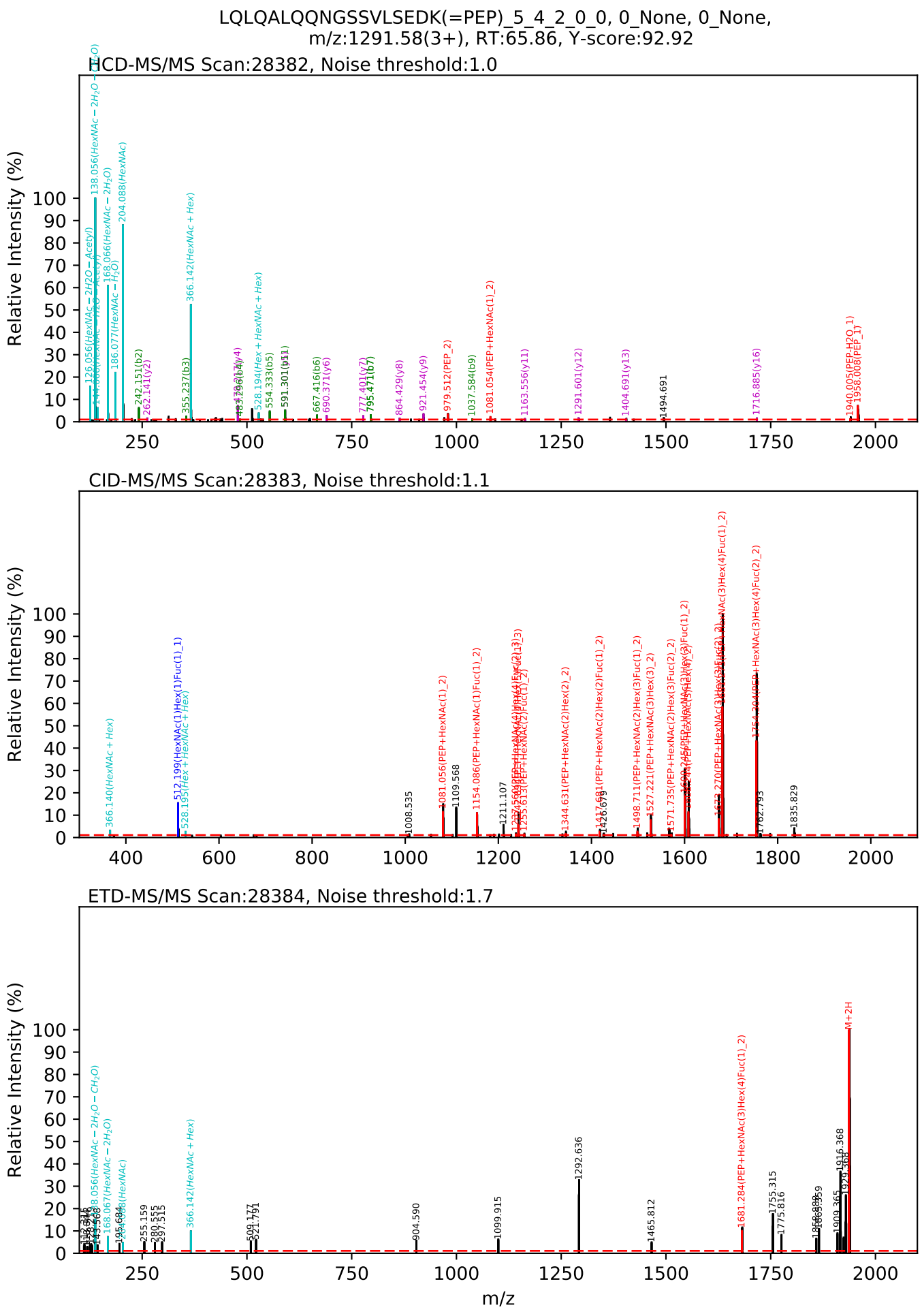
LQLQALQQNGSSVLSEDK(=PEP)_5_4_2_0_0, 0_None, 0_None,
m/z:1291.58(3+), RT:65.86, Y-score:92.92
HCD-MS/MS Scan:28382, Noise threshold:1.0
CID-MS/MS Scan:28383, Noise threshold:1.1
ETD-MS/MS Scan:28384, Noise threshold:1.7
Relative Intensity (%)
m/z

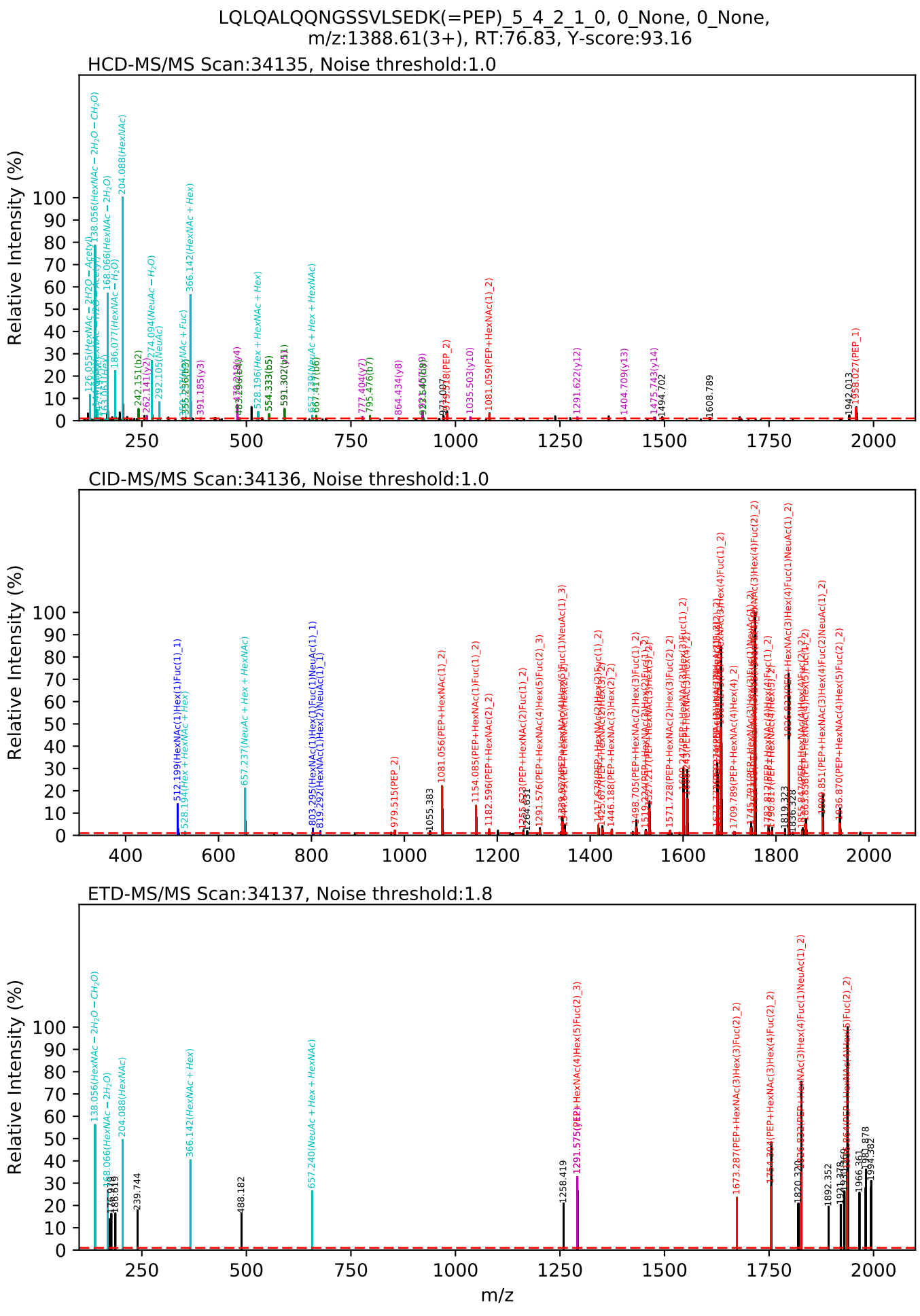
LQLQALQQNGSSVLSEDK(=PEP)_5_4_2_1_0, 0_None, 0_None,
m/z:1388.61(3+), RT:76.83, Y-score:93.16
HCD-MS/MS Scan:34135, Noise threshold:1.0
CID-MS/MS Scan:34136, Noise threshold:1.0
ETD-MS/MS Scan:34137, Noise threshold:1.8
Relative Intensity (%)
m/z

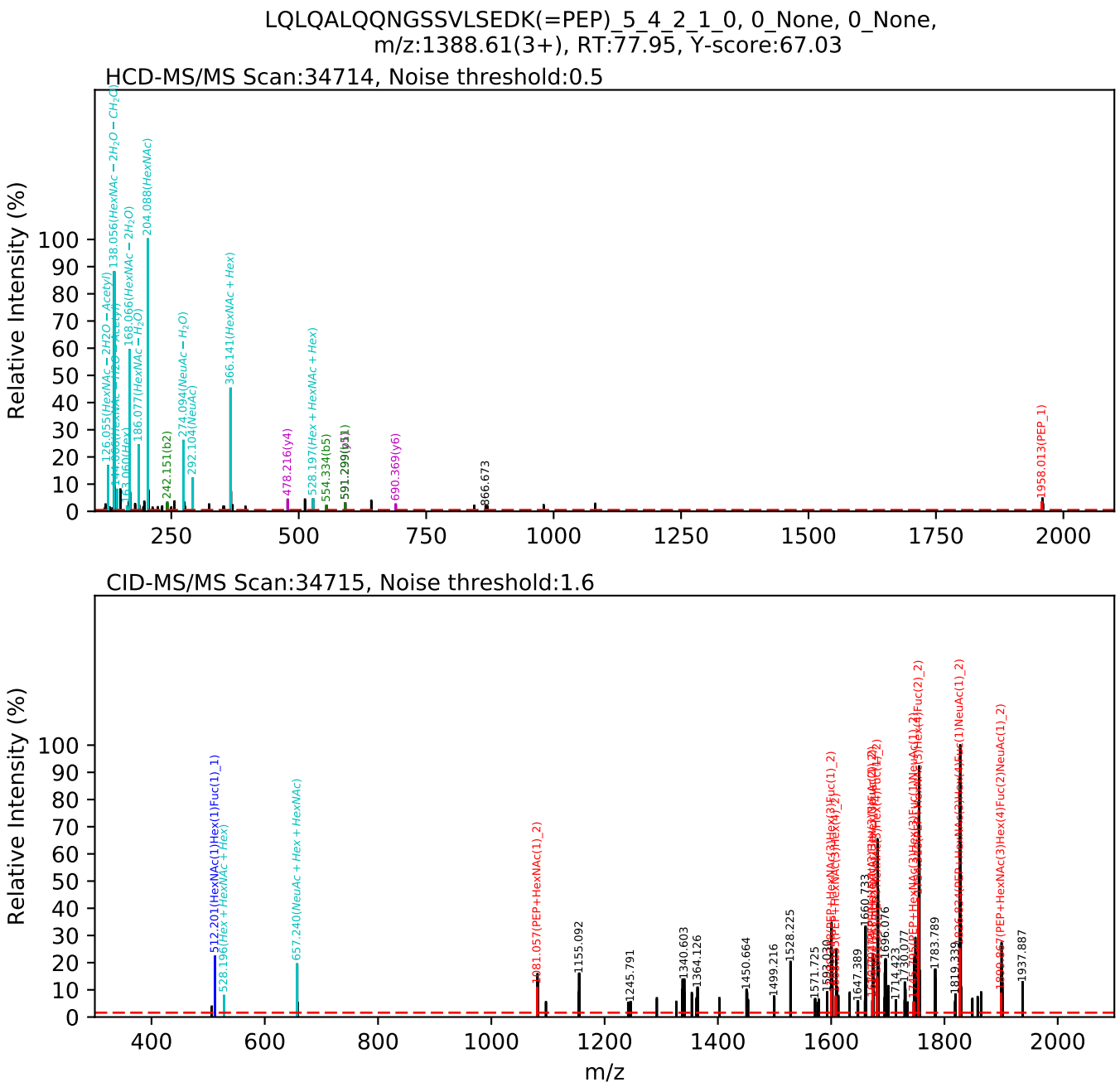
LQLQALQQNGSSVLSEDK(=PEP)_5_4_2_1_0, 0_None, 0_None,
m/z:1388.61(3+), RT:77.95, Y-score:67.03
HCD-MS/MS Scan:34714, Noise threshold:0.5
Relative Intensity (%)
204.088(HexNAc)
366.141(HexNAc + Hex)
242.151(b2)
274.094(NeuAc − H2O)
292.104(NeuAc)
478.216(y4)
528.197(Hex + HexNAc + Hex)
690.369(y6)
866.673
1958.013(PEP_1)
CID-MS/MS Scan:34715, Noise threshold:1.6
Relative Intensity (%)
512.201(HexNAc(1)Hex(1)Fuc(1)_1)
528.196(Hex + HexNAc + Hex)
657.240(NeuAc + Hex + HexNAc)
1081.057(PEP+HexNAc(1)_2)
1155.092
1245.791
1340.603
1364.126
1450.664
1499.216
1528.225
1571.725
1783.789
1937.887
m/z

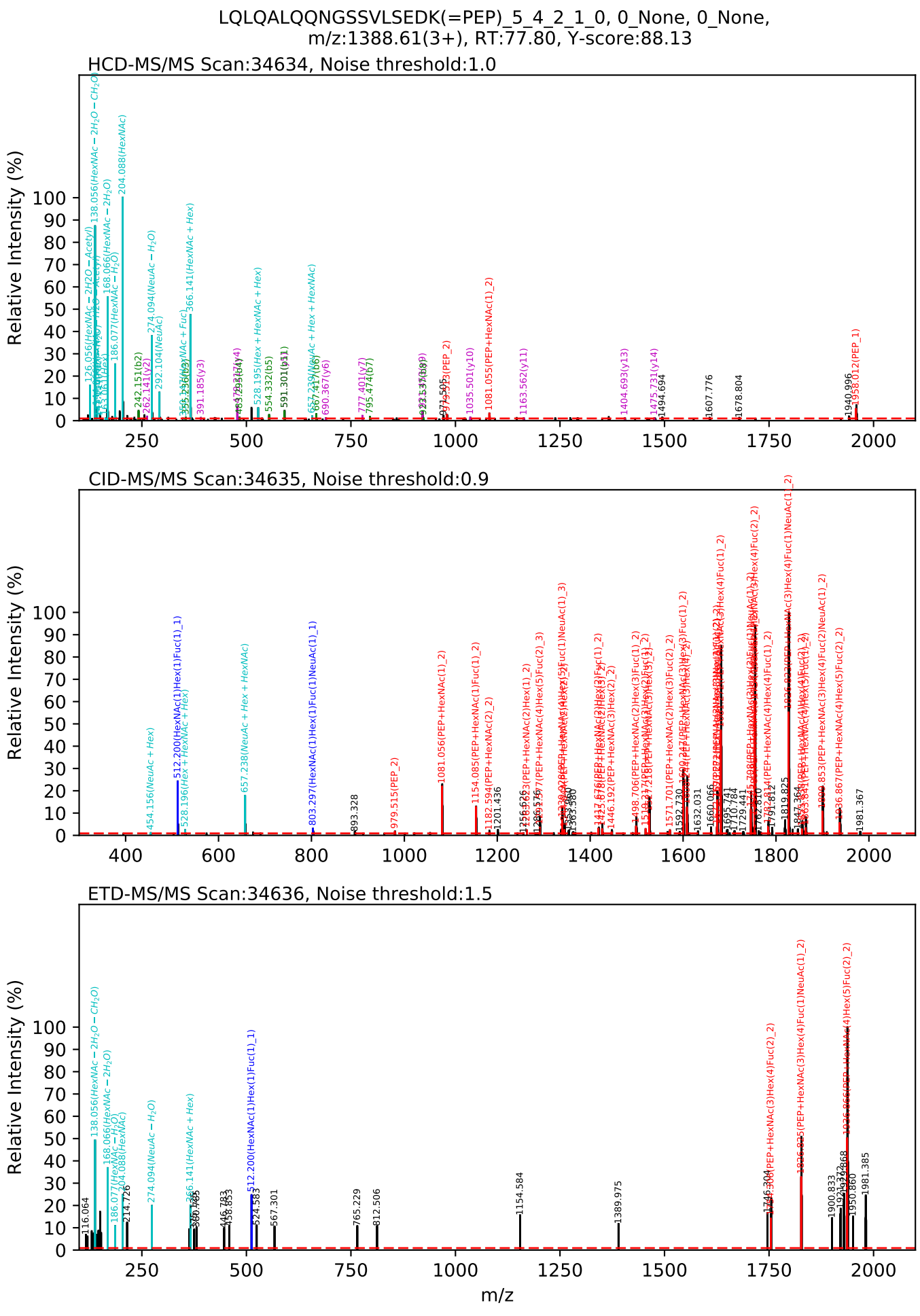
LQLQALQQNGSSVLSEDK(=PEP)_5_4_2_1_0, 0_None, 0_None,
m/z:1388.61(3+), RT:77.80, Y-score:88.13
HCD-MS/MS Scan:34634, Noise threshold:1.0
CID-MS/MS Scan:34635, Noise threshold:0.9
ETD-MS/MS Scan:34636, Noise threshold:1.5
Relative Intensity (%)
m/z

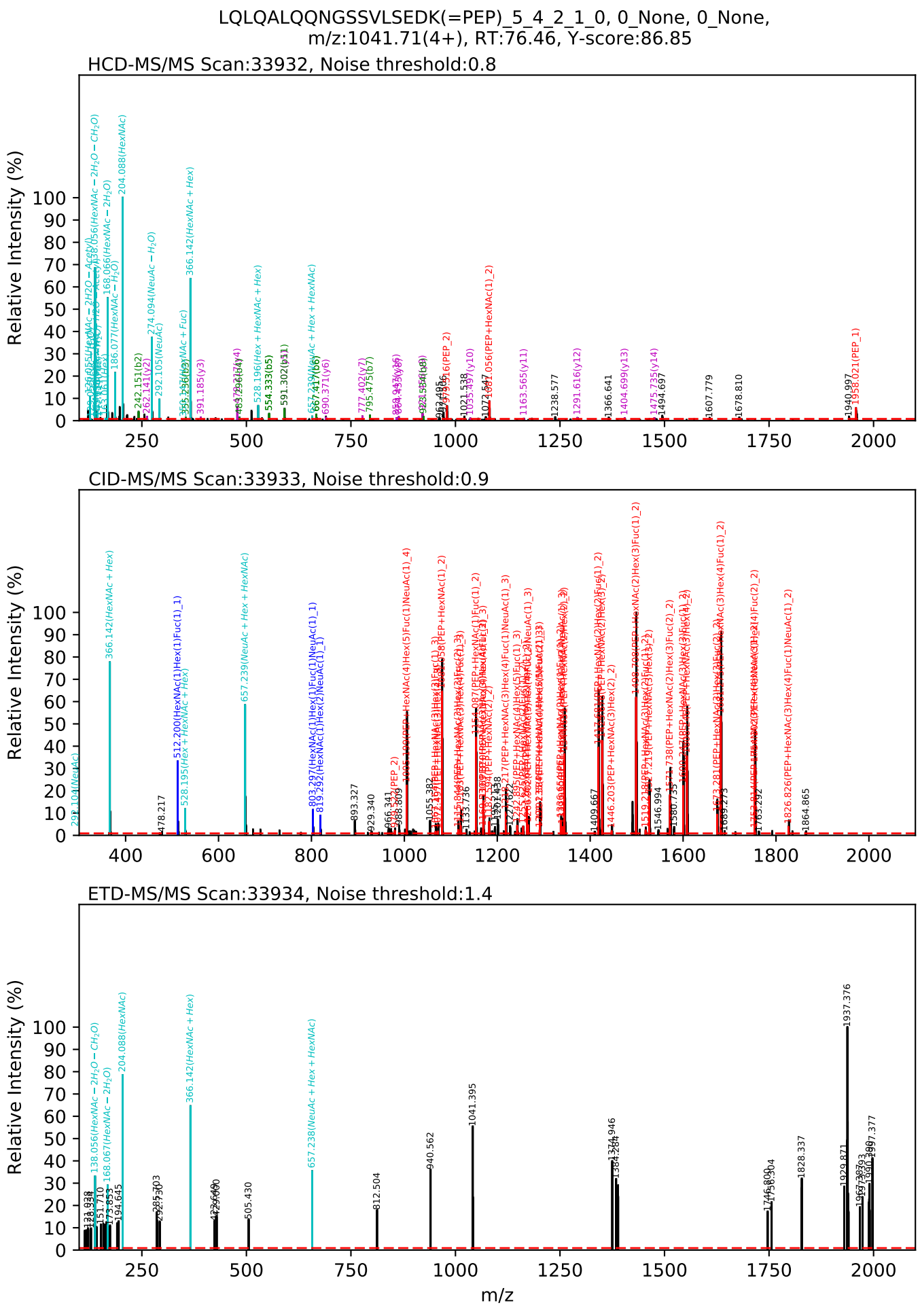
LQLQALQQNGSSVLSEDK(=PEP)_5_4_2_1_0, 0_None, 0_None,
m/z:1041.71(4+), RT:76.46, Y-score:86.85
HCD-MS/MS Scan:33932, Noise threshold:0.8
CID-MS/MS Scan:33933, Noise threshold:0.9
ETD-MS/MS Scan:33934, Noise threshold:1.4
Relative Intensity (%)
m/z

LQLQALQQNGSSVLSEDK(=PEP)_5_4_3_0_0, 0_None, 0_None,
m/z:1340.26(3+), RT:65.58, Y-score:72.70

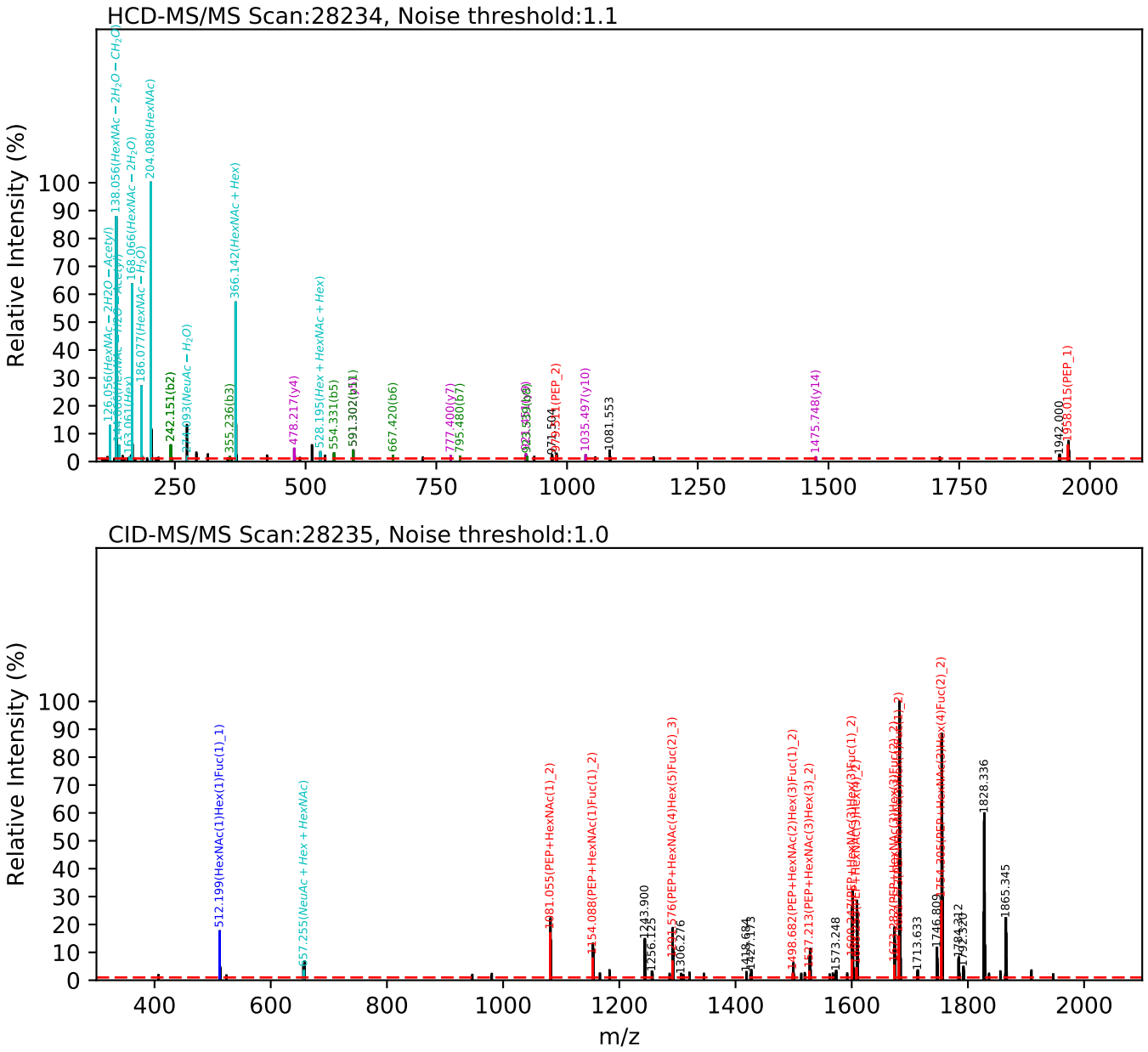

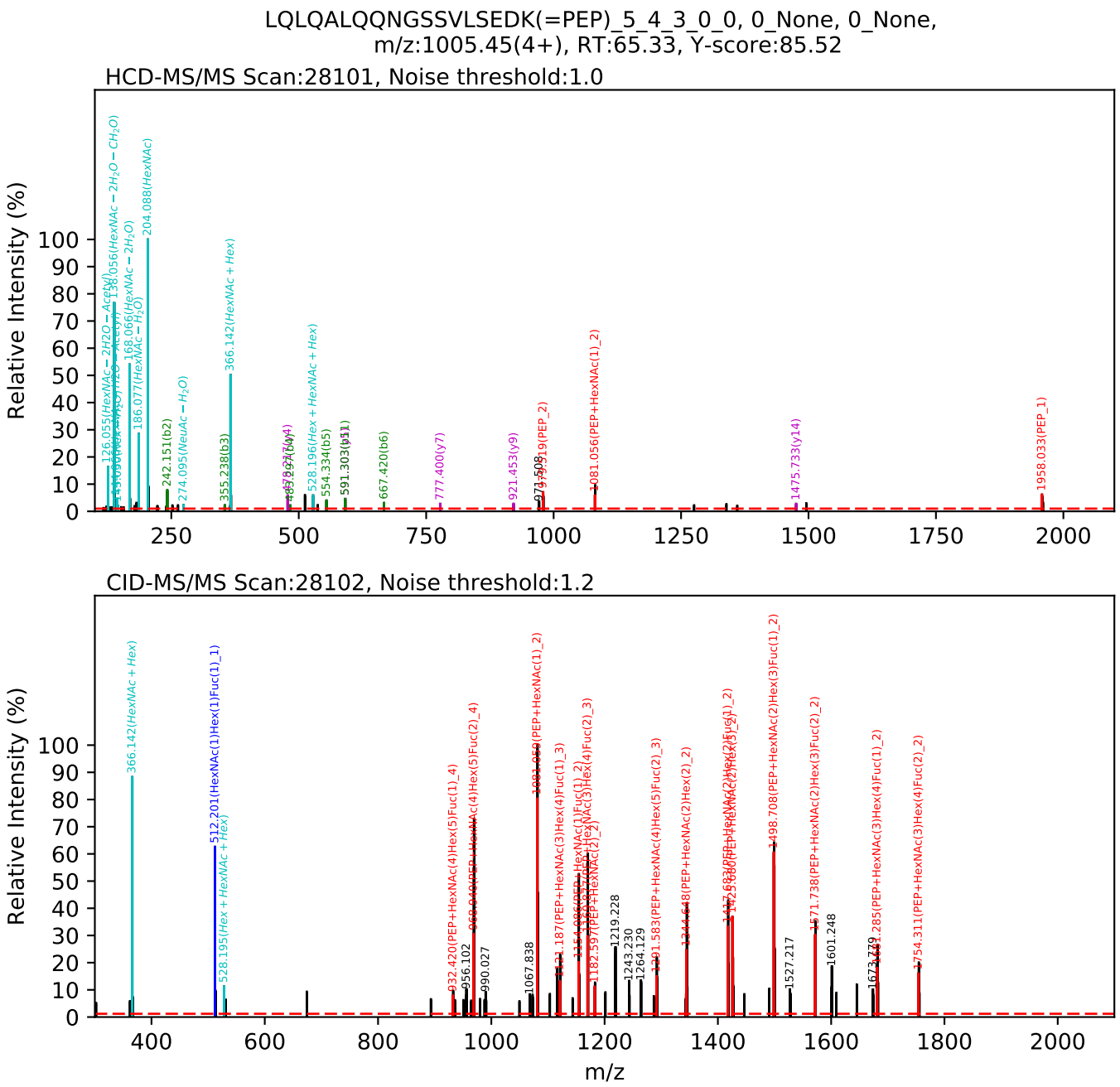
LQLQALQQNGSSVLSEDK(=PEP)_5_4_3_0_0, 0_None, 0_None,
m/z:1005.45(4+), RT:65.33, Y-score:85.52
HCD-MS/MS Scan:28101, Noise threshold:1.0
Relative Intensity (%)
204.088(HexNAc)
366.142(HexNAc + Hex)
1081.056(PEP+HexNAc(1)_2)
1958.033(PEP_1)
CID-MS/MS Scan:28102, Noise threshold:1.2
Relative Intensity (%)
366.142(HexNAc + Hex)
512.201(HexNAc(1)Hex(1)Fuc(1)_1)
528.195(Hex + HexNAc + Hex)
1067.838
1219.228
1243.230
1264.129
1527.217
1601.248
m/z

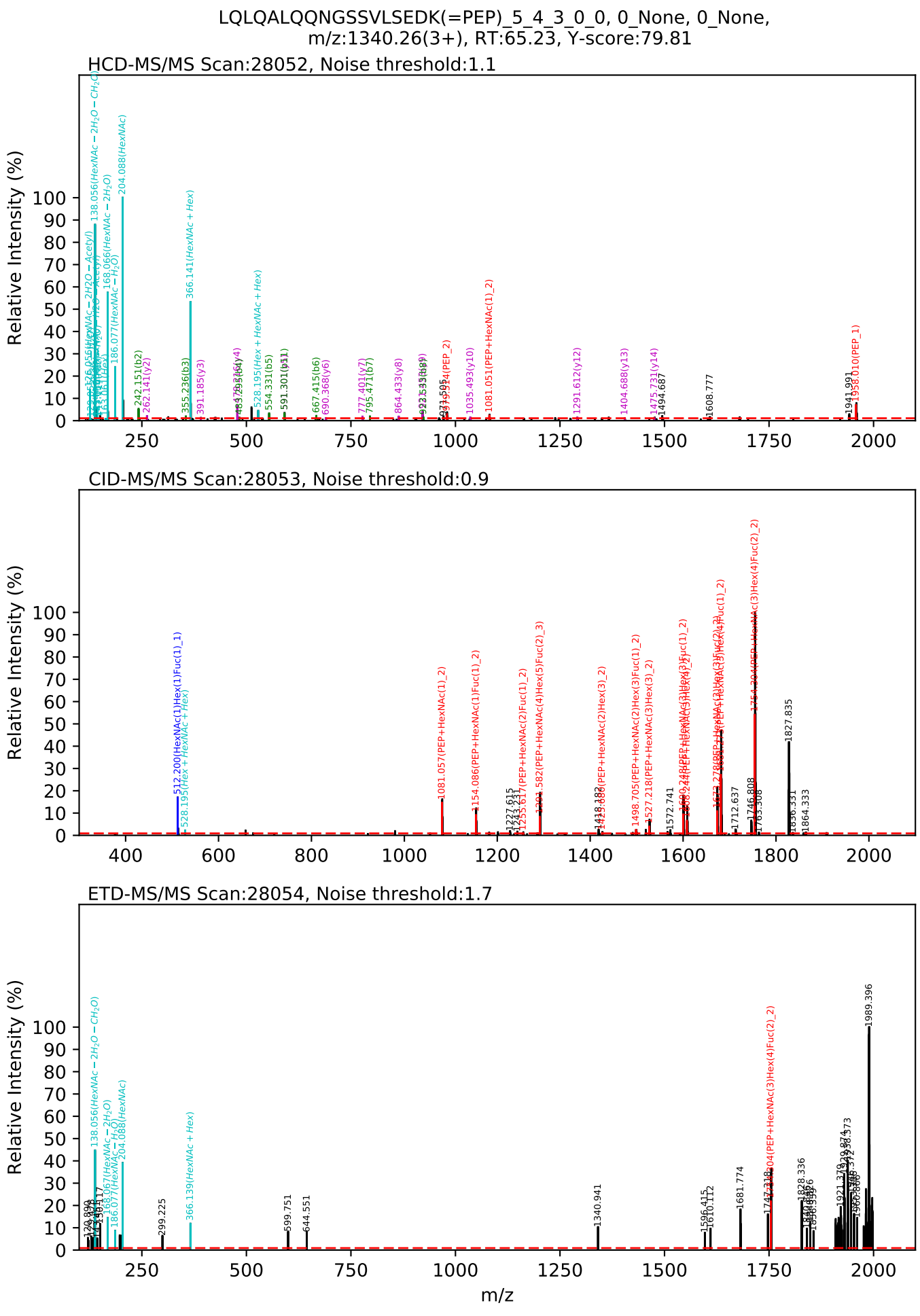
LQLQALQQNGSSVLSEDK(=PEP)_5_4_3_0_0, 0_None, 0_None,
m/z:1340.26(3+), RT:65.23, Y-score:79.81
HCD-MS/MS Scan:28052, Noise threshold:1.1
Relative Intensity (%)
CID-MS/MS Scan:28053, Noise threshold:0.9
Relative Intensity (%)
ETD-MS/MS Scan:28054, Noise threshold:1.7
Relative Intensity (%)
m/z

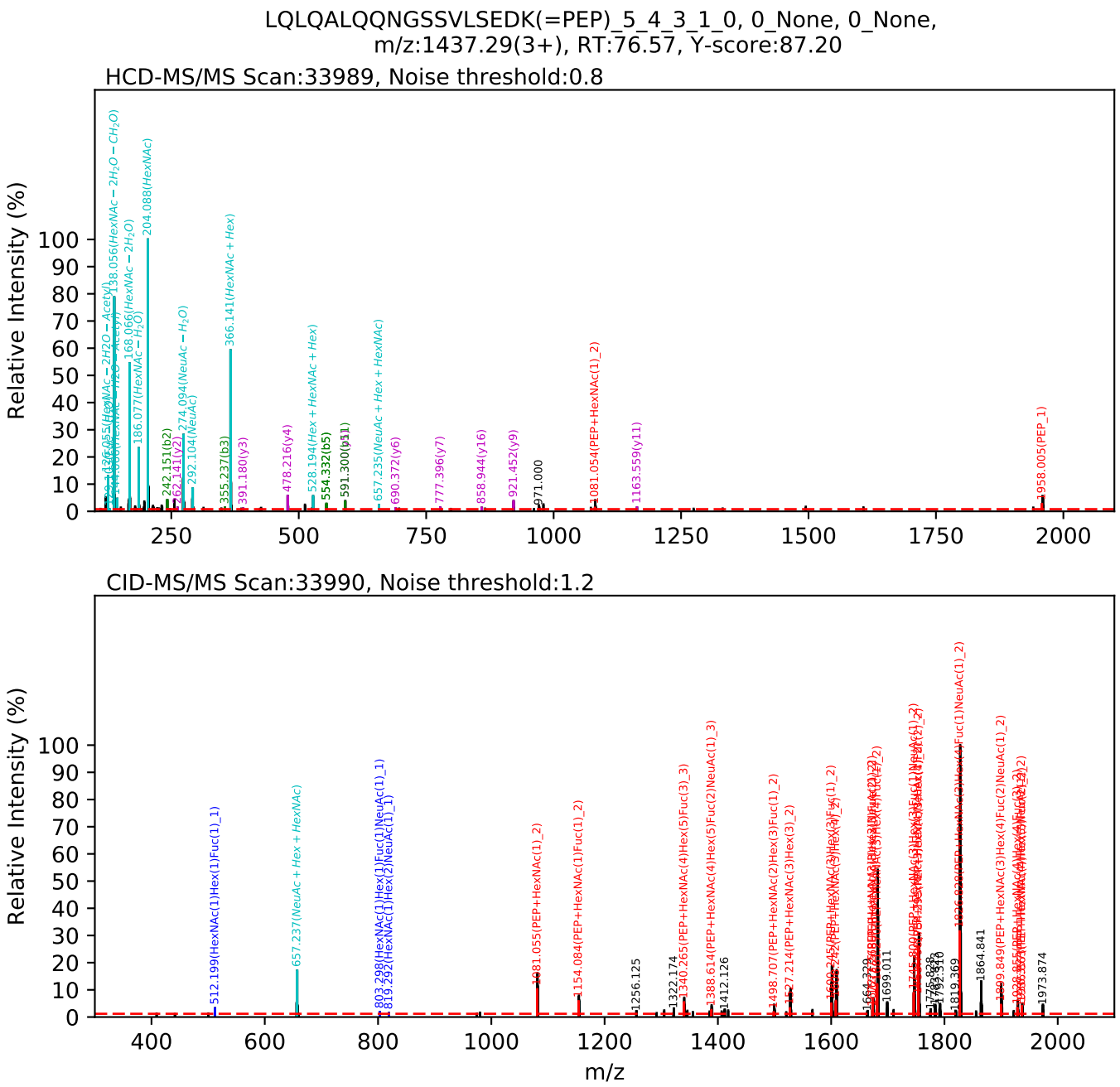
LQLQALQQNGSSVLSEDK(=PEP)_5_4_3_1_0, 0_None, 0_None,
m/z:1437.29(3+), RT:76.57, Y-score:87.20
HCD-MS/MS Scan:33989, Noise threshold:0.8
Relative Intensity (%)
CID-MS/MS Scan:33990, Noise threshold:1.2
Relative Intensity (%)
m/z

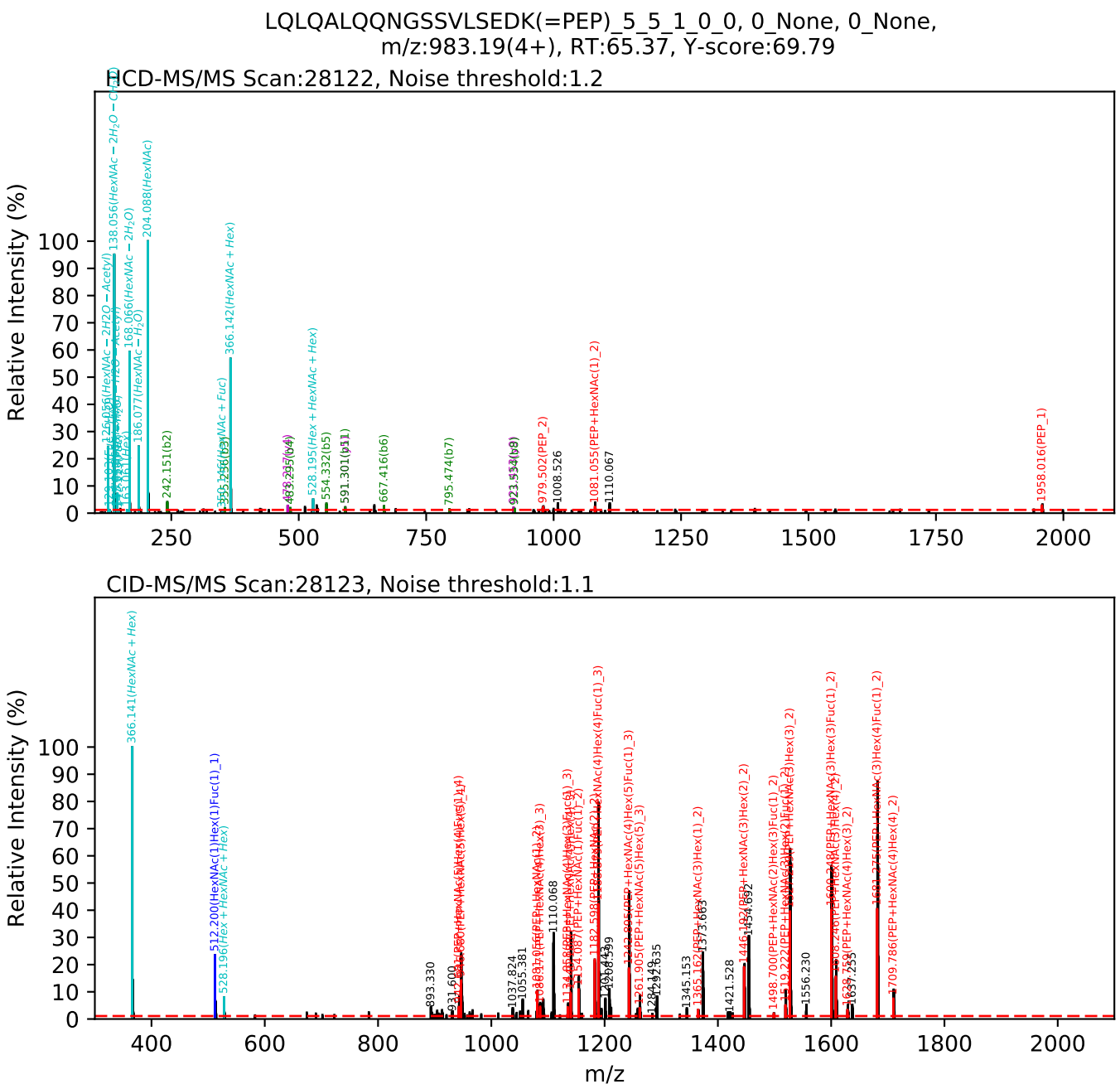
LQLQALQQNGSSVLSEDK(=PEP)_5_5_1_0_0, 0_None, 0_None,
m/z:983.19(4+), RT:65.37, Y-score:69.79
HCD-MS/MS Scan:28122, Noise threshold:1.2
Relative Intensity (%)
204.088(HexNAc)
366.142(HexNAc + Hex)
242.151(b2)
528.195(Hex + HexNAc + Hex)
554.332(b5)
591.301(b11)
667.416(b6)
795.474(b7)
979.502(PEP_2)
1008.526
1081.055(PEP+HexNAc(1)_2)
1110.067
1958.016(PEP_1)
CID-MS/MS Scan:28123, Noise threshold:1.1
Relative Intensity (%)
366.141(HexNAc + Hex)
512.200(HexNAc(1)Hex(1)Fuc(1)_1)
528.196(Hex + HexNAc + Hex)
893.330
1037.824
1055.381
1110.068
1345.153
1373.663
1421.528
1556.230
1709.786(PEP+HexNAc(4)Hex(4)_2)
m/z

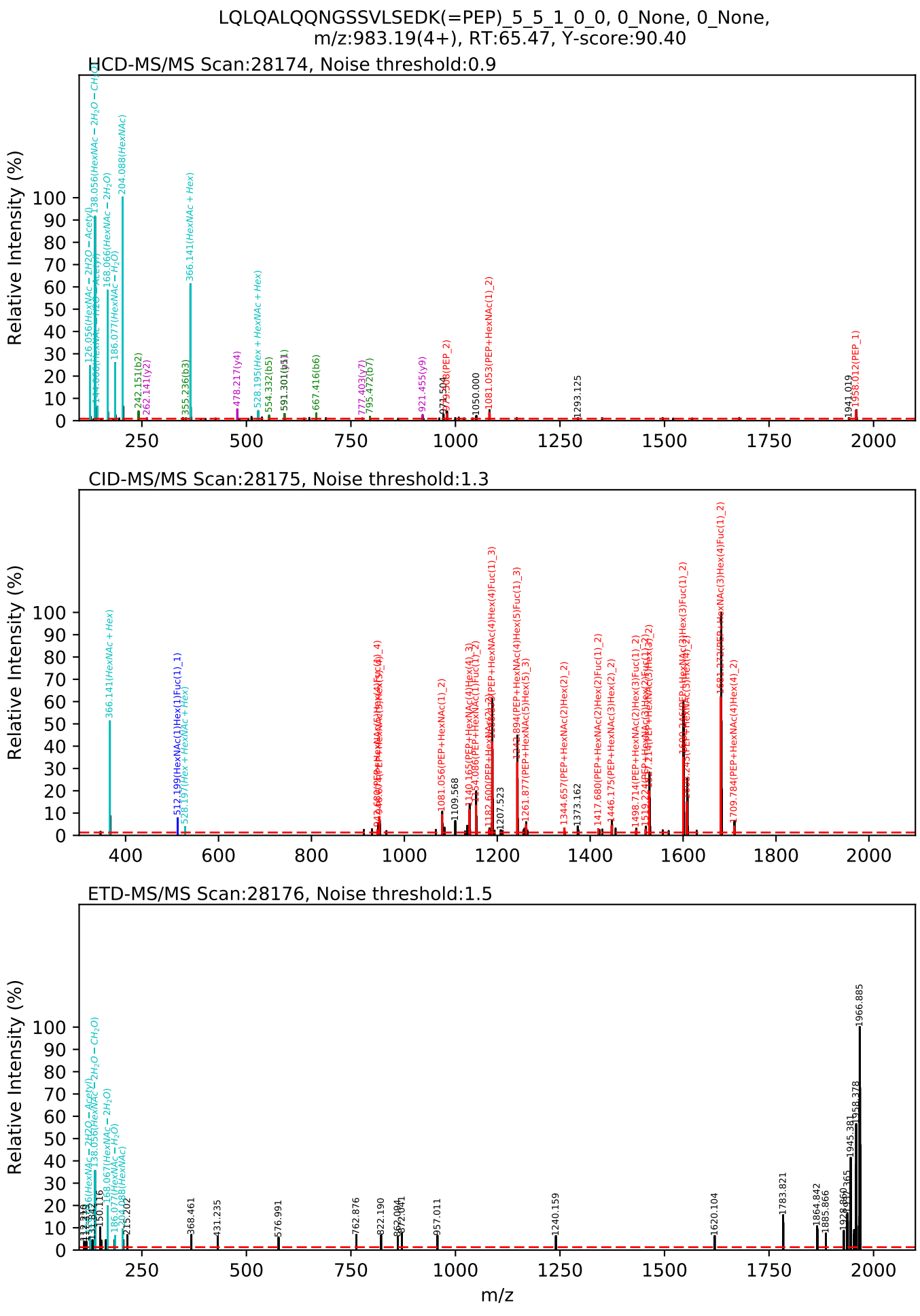
LQLQALQQNGSSVLSEDK(=PEP)_5_5_1_0_0, 0_None, 0_None,
m/z:983.19(4+), RT:65.47, Y-score:90.40
HCD-MS/MS Scan:28174, Noise threshold:0.9
CID-MS/MS Scan:28175, Noise threshold:1.3
ETD-MS/MS Scan:28176, Noise threshold:1.5
Relative Intensity (%)
m/z

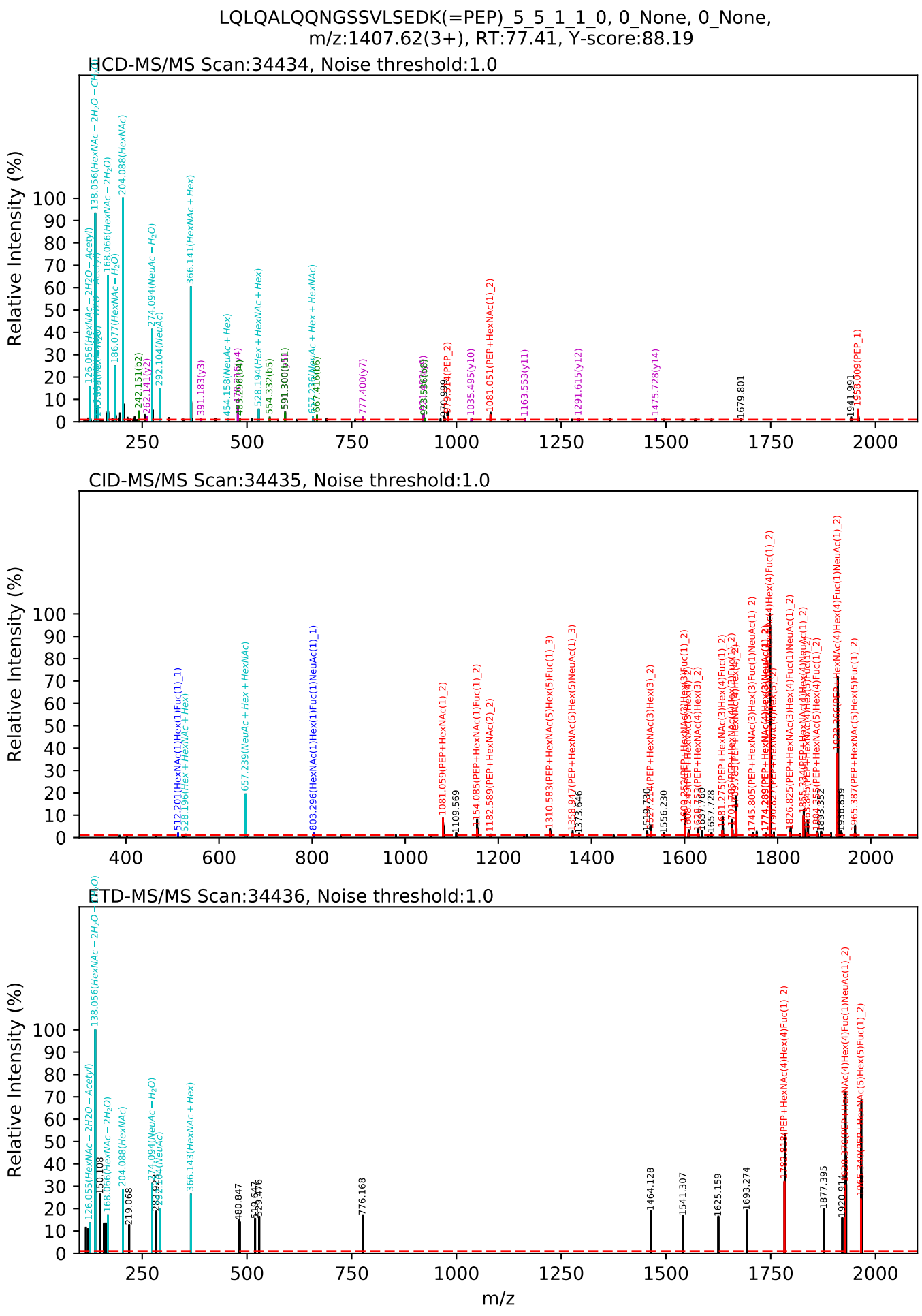
LQLQALQQNGSSVLSEDK(=PEP)_5_5_1_1_0, 0_None, 0_None,
m/z:1407.62(3+), RT:77.41, Y-score:88.19
HCD-MS/MS Scan:34434, Noise threshold:1.0
CID-MS/MS Scan:34435, Noise threshold:1.0
ETD-MS/MS Scan:34436, Noise threshold:1.0
Relative Intensity (%)
m/z

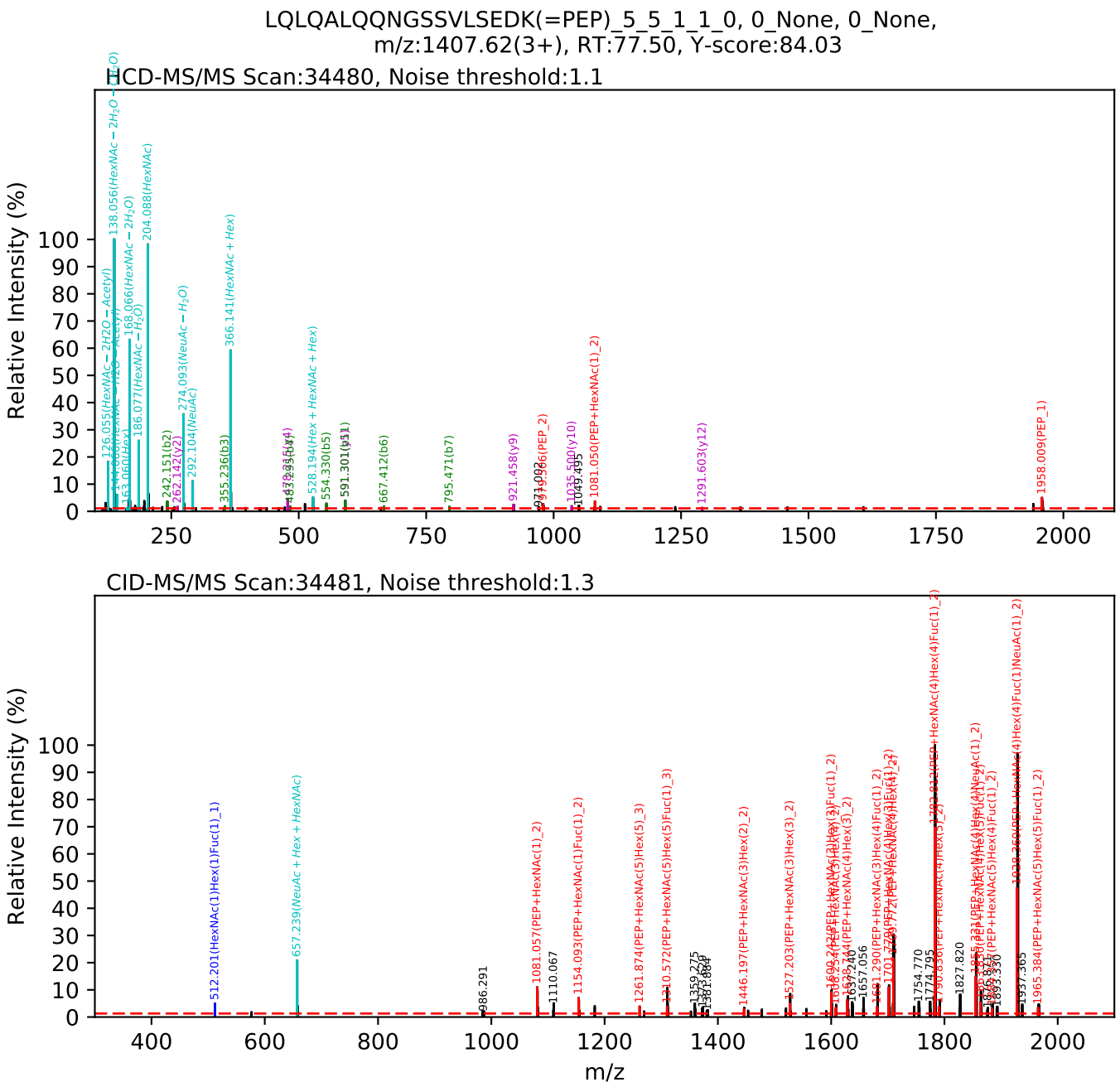
LQLQALQQNGSSVLSEDK(=PEP)_5_5_1_1_0, 0_None, 0_None,
m/z:1407.62(3+), RT:77.50, Y-score:84.03
HCD-MS/MS Scan:34480, Noise threshold:1.1
Relative Intensity (%)
126.055(HexNAc − 2H2O − Acetyl)
138.056(HexNAc − 2H2O)
163.060(Hex − H2O)
186.077(HexNAc − H2O)
204.088(HexNAc)
242.151(b2)
262.142(y2)
274.093(NeuAc − H2O)
292.104(NeuAc)
355.236(b3)
366.141(HexNAc + Hex)
528.194(Hex + HexNAc + Hex)
554.330(b5)
591.301(b11)
667.412(b6)
795.471(b7)
921.458(y9)
1081.050(PEP+HexNAc(1)_2)
1291.603(y12)
1958.009(PEP_1)
CID-MS/MS Scan:34481, Noise threshold:1.3
Relative Intensity (%)
512.201(HexNAc(1)Hex(1)Fuc(1)_1)
657.239(NeuAc + Hex + HexNAc)
986.291
1081.057(PEP+HexNAc(1)_2)
1110.067
1154.093(PEP+HexNAc(1)Fuc(1)_2)
1261.874(PEP+HexNAc(5)Hex(5)_3)
1310.572(PEP+HexNAc(5)Hex(5)Fuc(1)_3)
1359.275
1373.626
1381.884
1446.197(PEP+HexNAc(3)Hex(2)_2)
1527.203(PEP+HexNAc(3)Hex(3)_2)
1637.240
1657.056
1681.290(PEP+HexNAc(3)Hex(4)Fuc(1)_2)
1754.770
1774.795
1827.820
1957.365
1965.384(PEP+HexNAc(5)Hex(5)Fuc(1)_2)
m/z

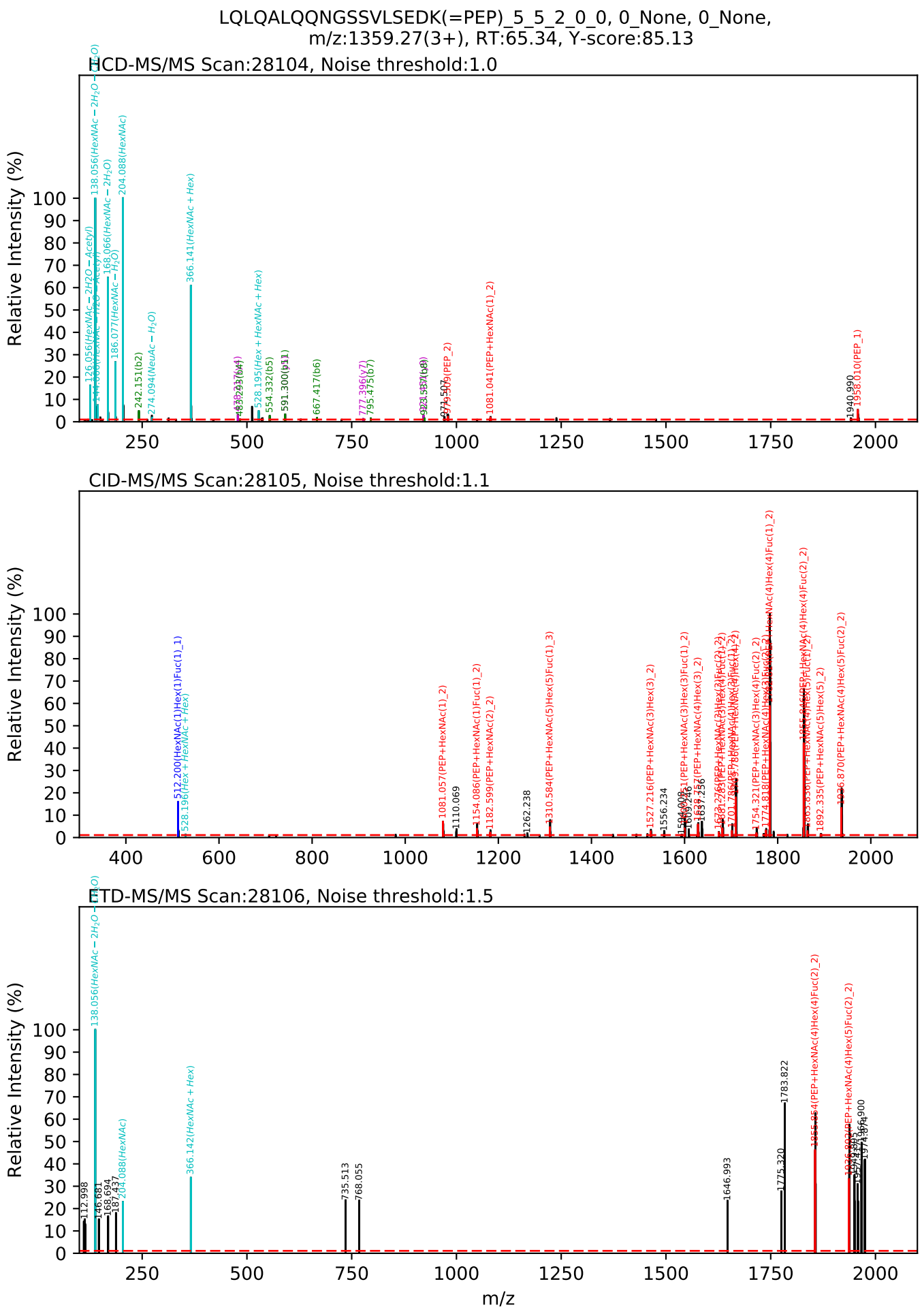
LQLQALQQNGSSVLSEDK(=PEP)_5_5_2_0_0, 0_None, 0_None,
m/z:1359.27(3+), RT:65.34, Y-score:85.13
HCD-MS/MS Scan:28104, Noise threshold:1.0
Relative Intensity (%)
CID-MS/MS Scan:28105, Noise threshold:1.1
Relative Intensity (%)
ETD-MS/MS Scan:28106, Noise threshold:1.5
Relative Intensity (%)
m/z

LQLQALQQNGSSVLSEDK(=PEP)_6_3_0_0_0, 0_None, 1_Hex_Phosphorylation,
m/z:1207.19(3+), RT:79.82, Y-score:69.49

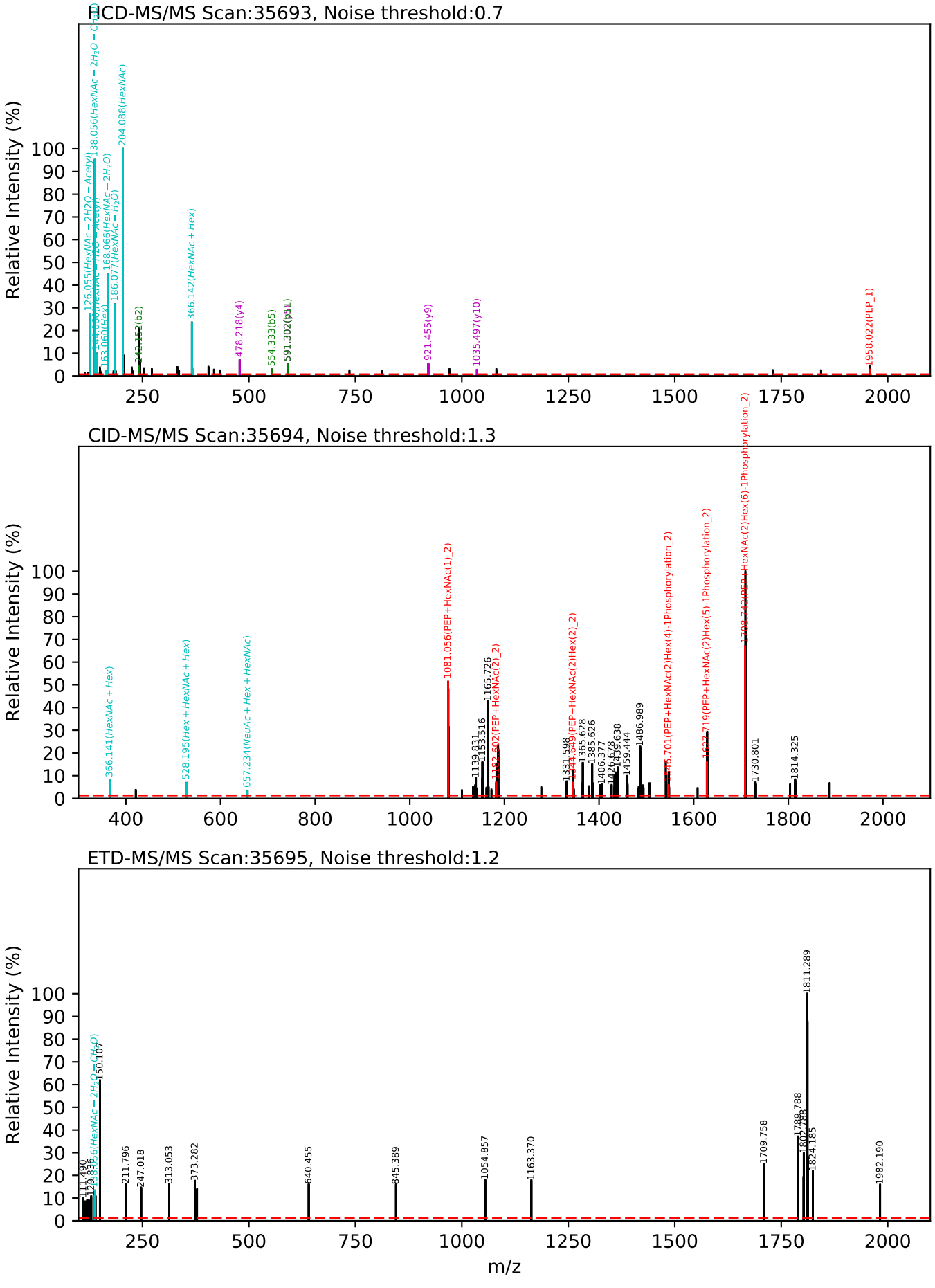

LQLQALQQNGSSVLSEDK(=PEP)_6_3_0_0_0, 0_None, 1_Hex_Phosphorylation,
m/z:1810.27(2+), RT:79.32, Y-score:68.67

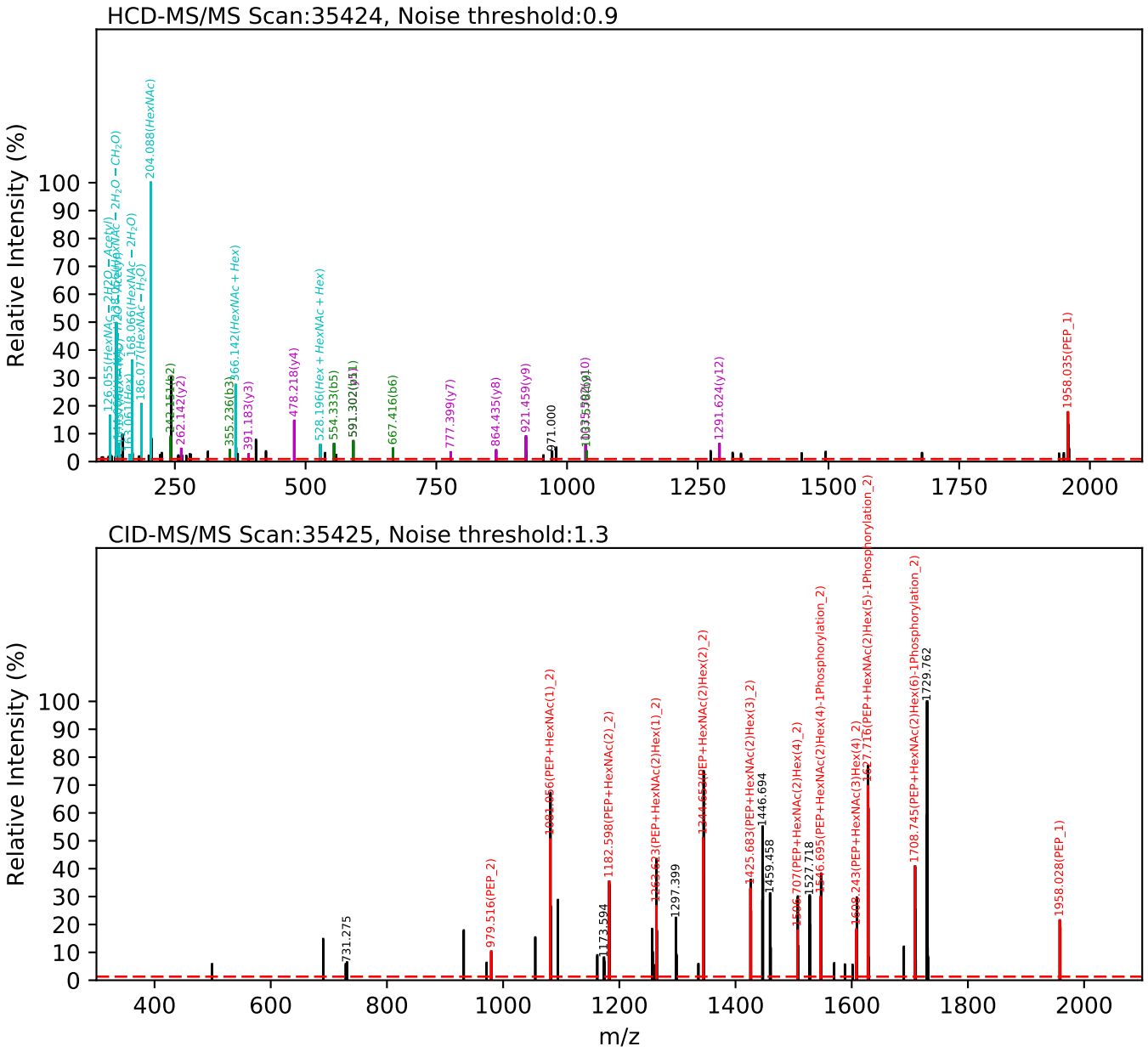

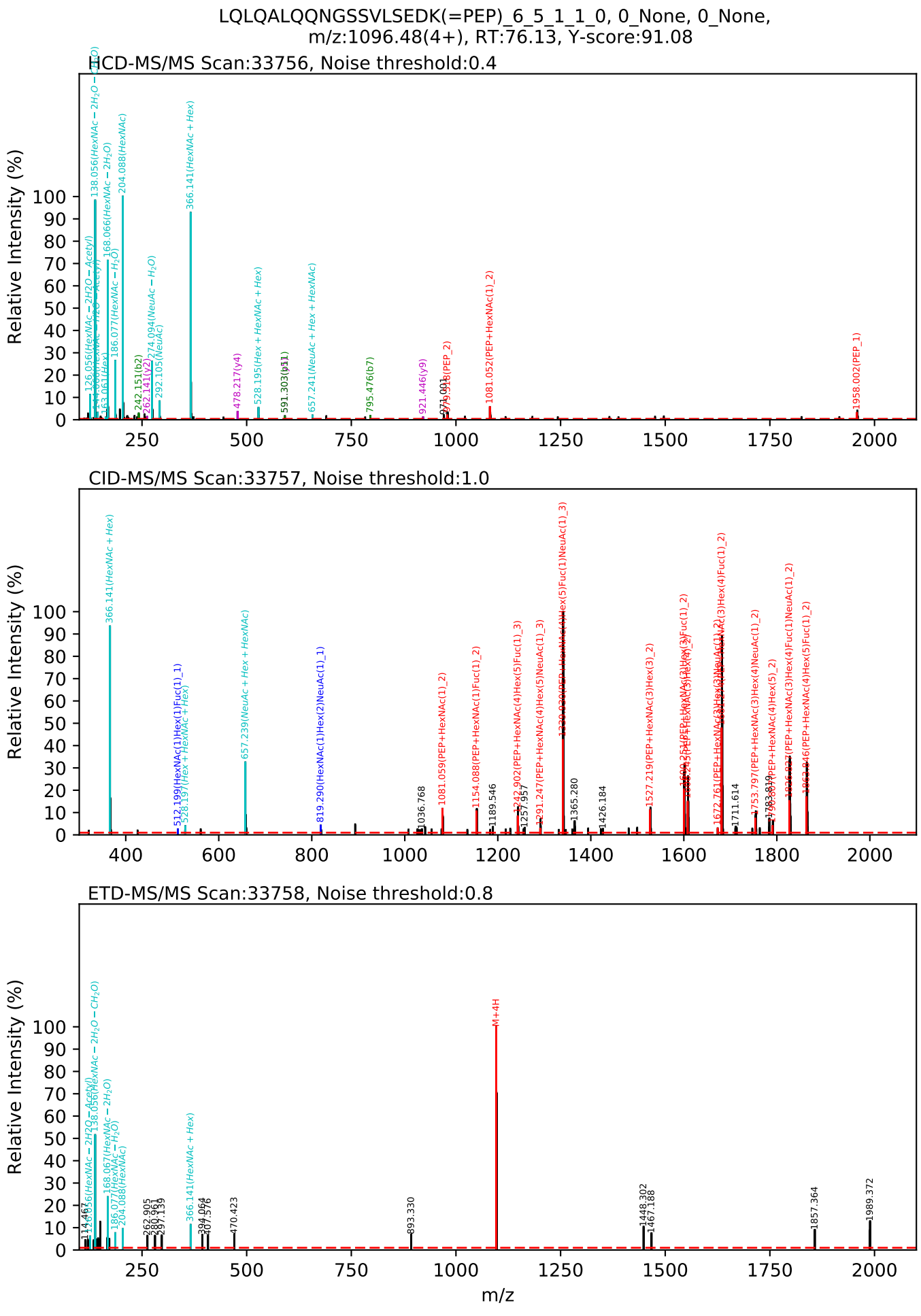
LQLQALQQNGSSVLSEDK(=PEP)_6_5_1_1_0, 0_None, 0_None,
m/z:1096.48(4+), RT:76.13, Y-score:91.08
HCD-MS/MS Scan:33756, Noise threshold:0.4
CID-MS/MS Scan:33757, Noise threshold:1.0
ETD-MS/MS Scan:33758, Noise threshold:0.8
Relative Intensity (%)
m/z

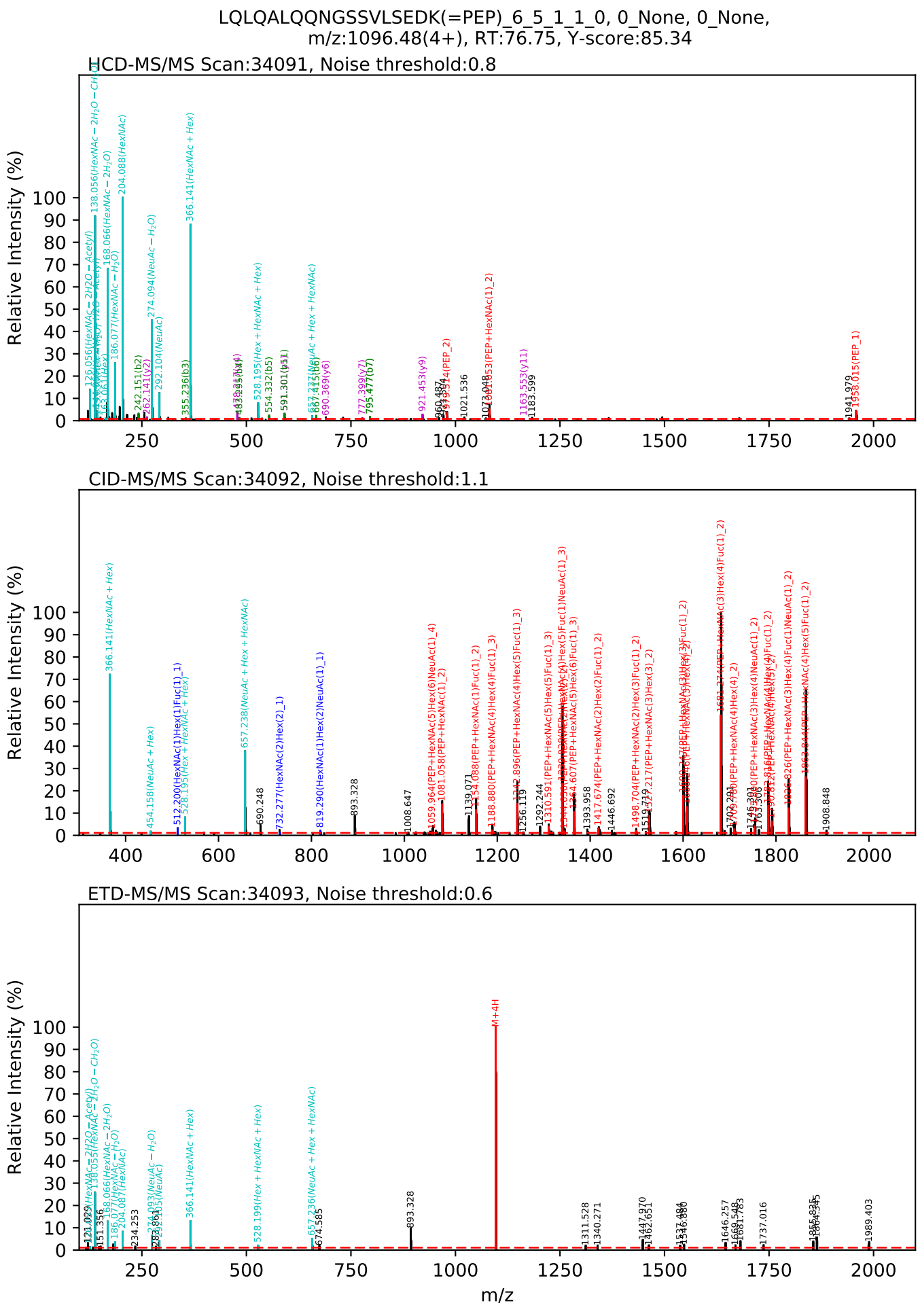
LQLQALQQNGSSVLSEDK(=PEP)_6_5_1_1_0, 0_None, 0_None,
m/z:1096.48(4+), RT:76.75, Y-score:85.34
HCD-MS/MS Scan:34091, Noise threshold:0.8
CID-MS/MS Scan:34092, Noise threshold:1.1
ETD-MS/MS Scan:34093, Noise threshold:0.6
Relative Intensity (%)
m/z
M+4H

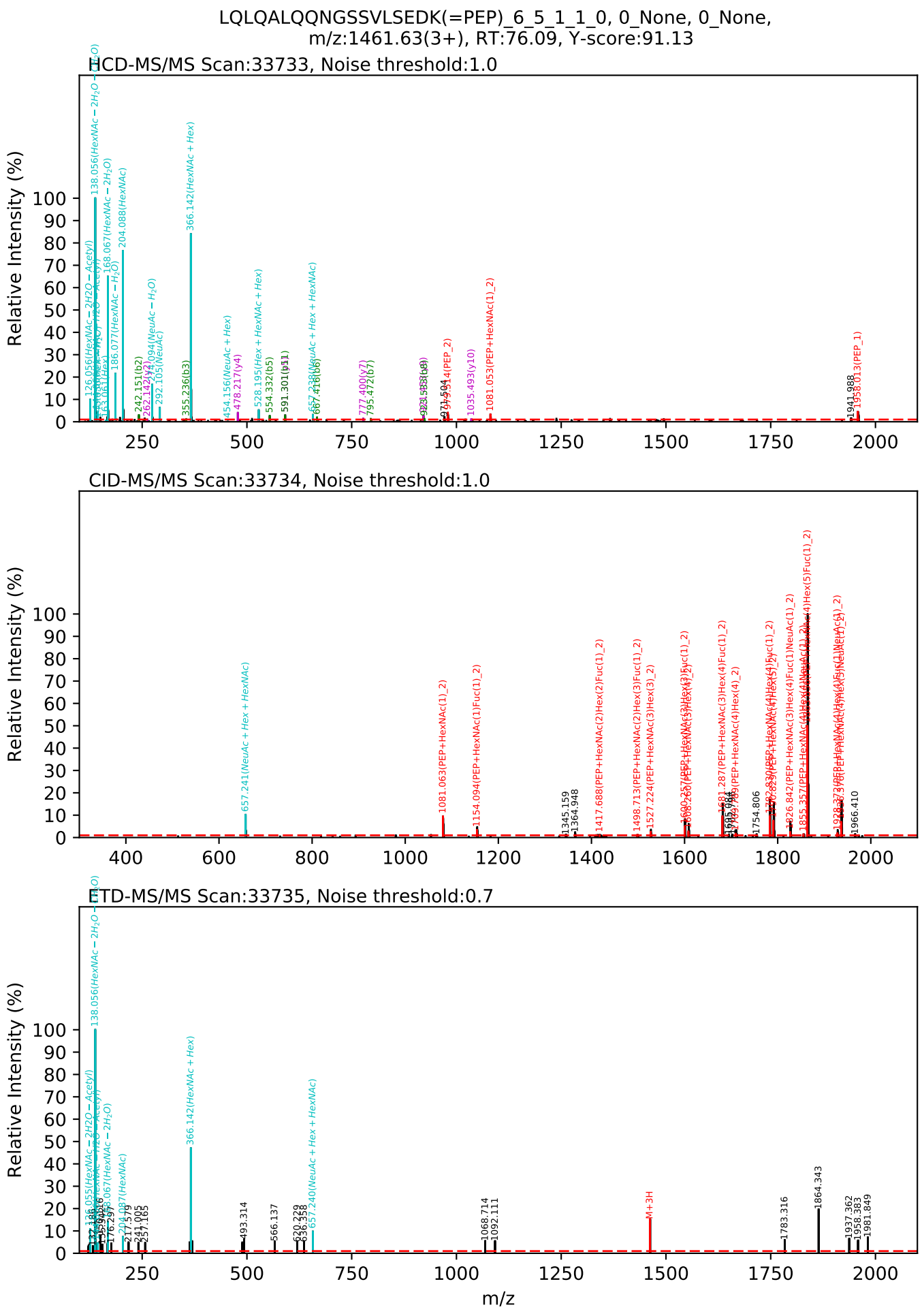
LQLQALQQNGSSVLSEDK(=PEP)_6_5_1_1_0, 0_None, 0_None,
m/z:1461.63(3+), RT:76.09, Y-score:91.13
HCD-MS/MS Scan:33733, Noise threshold:1.0
CID-MS/MS Scan:33734, Noise threshold:1.0
ETD-MS/MS Scan:33735, Noise threshold:0.7
Relative Intensity (%)
m/z

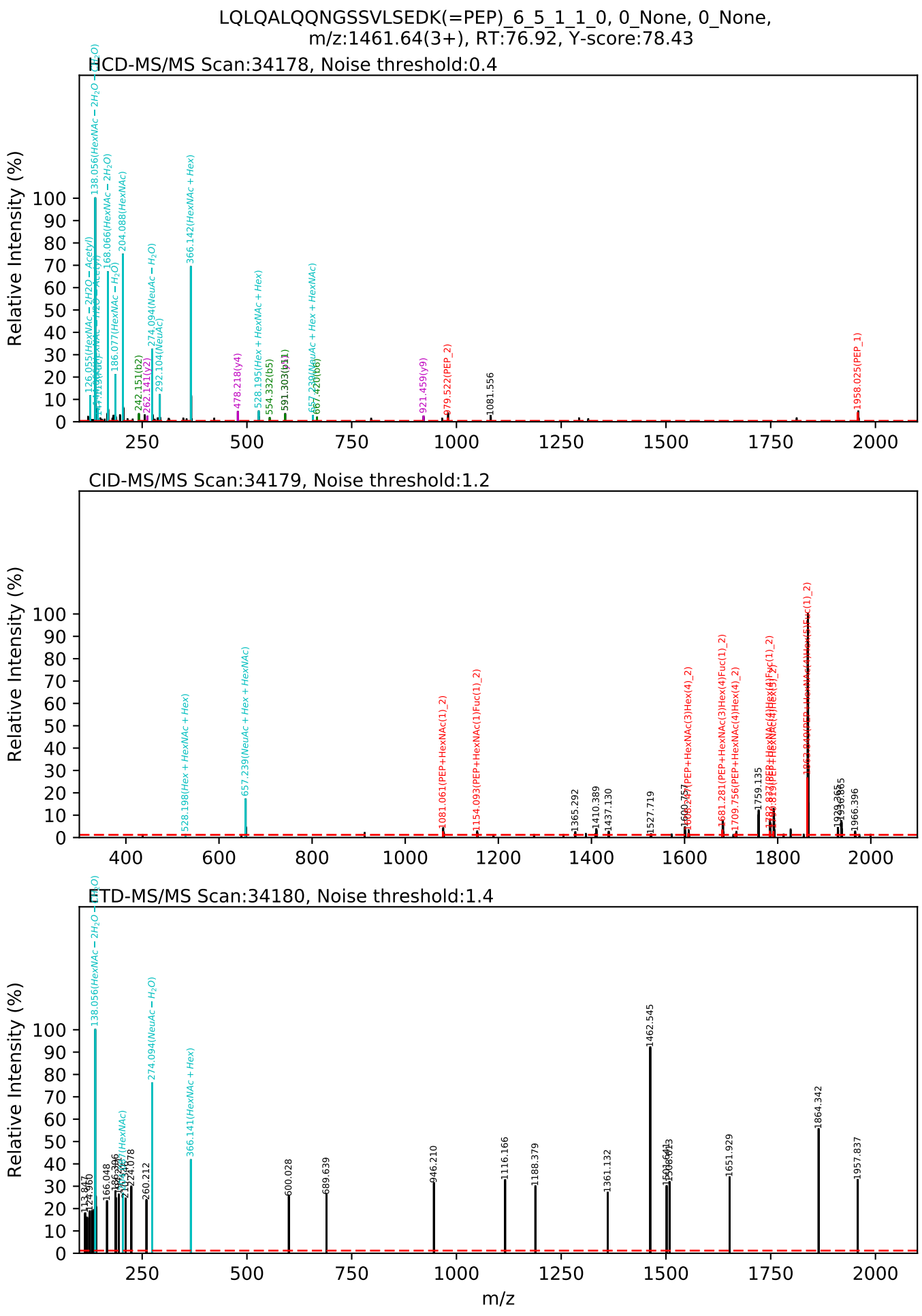
LQLQALQQNGSSVLSEDK(=PEP)_6_5_1_1_0, 0_None, 0_None,
m/z:1461.64(3+), RT:76.92, Y-score:78.43
HCD-MS/MS Scan:34178, Noise threshold:0.4
Relative Intensity (%)
366.142(HexNAc + Hex)
204.088(HexNAc)
138.056(HexNAc − 2H2O − Acetyl)
186.077(HexNAc − H2O)
168.066(HexNAc − 2H2O)
274.094(NeuAc − H2O)
292.104(NeuAc)
242.151(b2)
262.141(y2)
478.218(y4)
528.195(Hex + HexNAc + Hex)
554.332(b5)
591.303(y11)
657.239(NeuAc + Hex + HexNAc)
687.420(b6)
921.459(y9)
979.522(PEP_2)
1081.556
1958.025(PEP_1)
CID-MS/MS Scan:34179, Noise threshold:1.2
Relative Intensity (%)
528.198(Hex + HexNAc + Hex)
657.239(NeuAc + Hex + HexNAc)
1081.061(PEP+HexNAc(1)_2)
1154.093(PEP+HexNAc(1)Fuc(1)_2)
1365.292
1410.389
1437.130
1527.719
1681.281(PEP+HexNAc(3)Hex(4)Fuc(1)_2)
1709.756(PEP+HexNAc(4)Hex(4)_2)
1759.135
1966.396
ETD-MS/MS Scan:34180, Noise threshold:1.4
Relative Intensity (%)
138.056(HexNAc − 2H2O − Acetyl)
274.094(NeuAc − H2O)
366.141(HexNAc + Hex)
260.212
600.028
689.639
946.210
1116.166
1188.379
1361.132
1462.545
1651.929
1864.342
1957.837
m/z

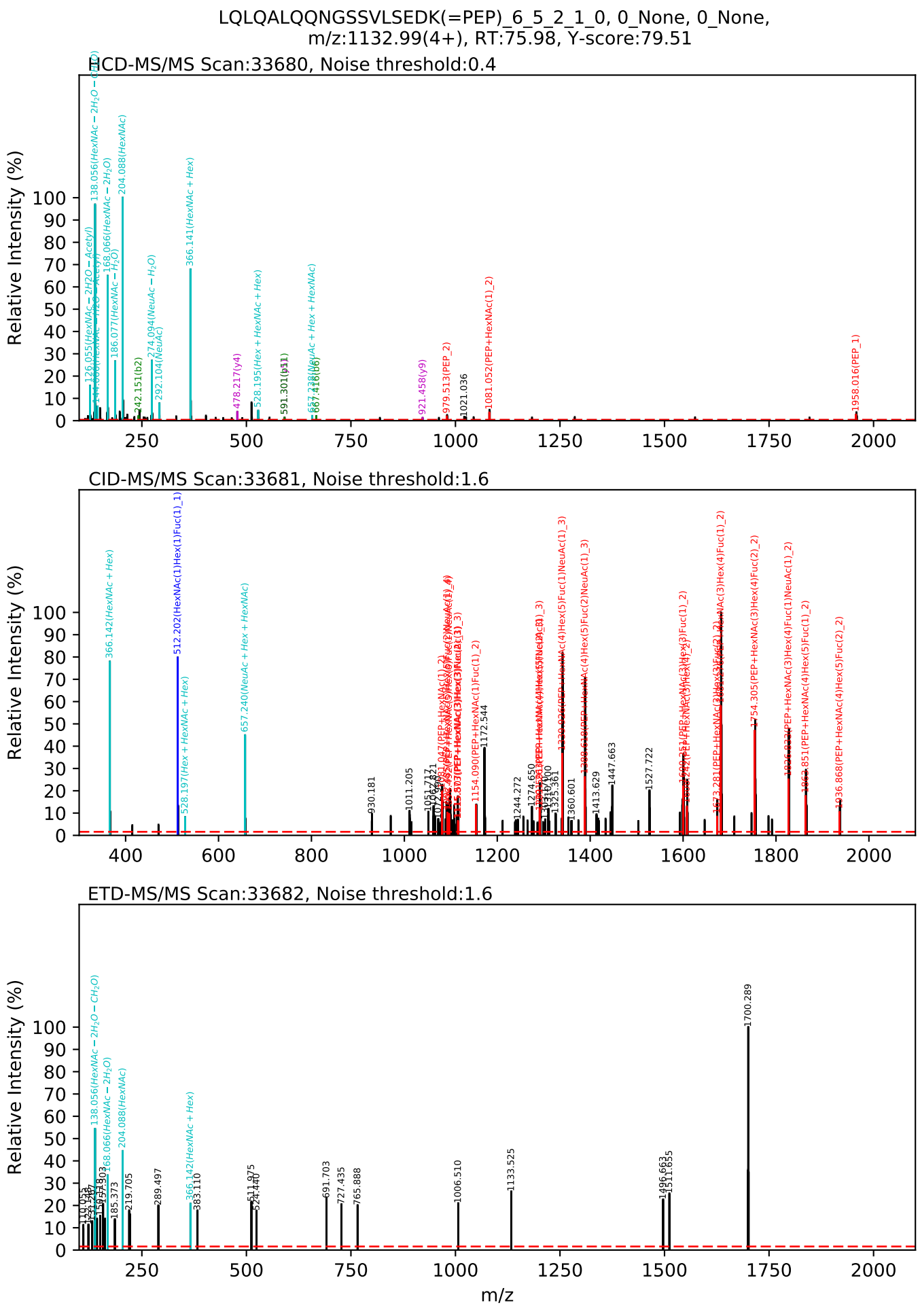
LQLQALQQNGSSVLSEDK(=PEP)_6_5_2_1_0, 0_None, 0_None,
m/z:1132.99(4+), RT:75.98, Y-score:79.51
HCD-MS/MS Scan:33680, Noise threshold:0.4
CID-MS/MS Scan:33681, Noise threshold:1.6
ETD-MS/MS Scan:33682, Noise threshold:1.6
Relative Intensity (%)
m/z

LQLQALQQNGSSVLSEDK(=PEP)_7_2_0_0_0, 0_None, 0_None,
m/z:1166.85(3+), RT:65.70, Y-score:82.95

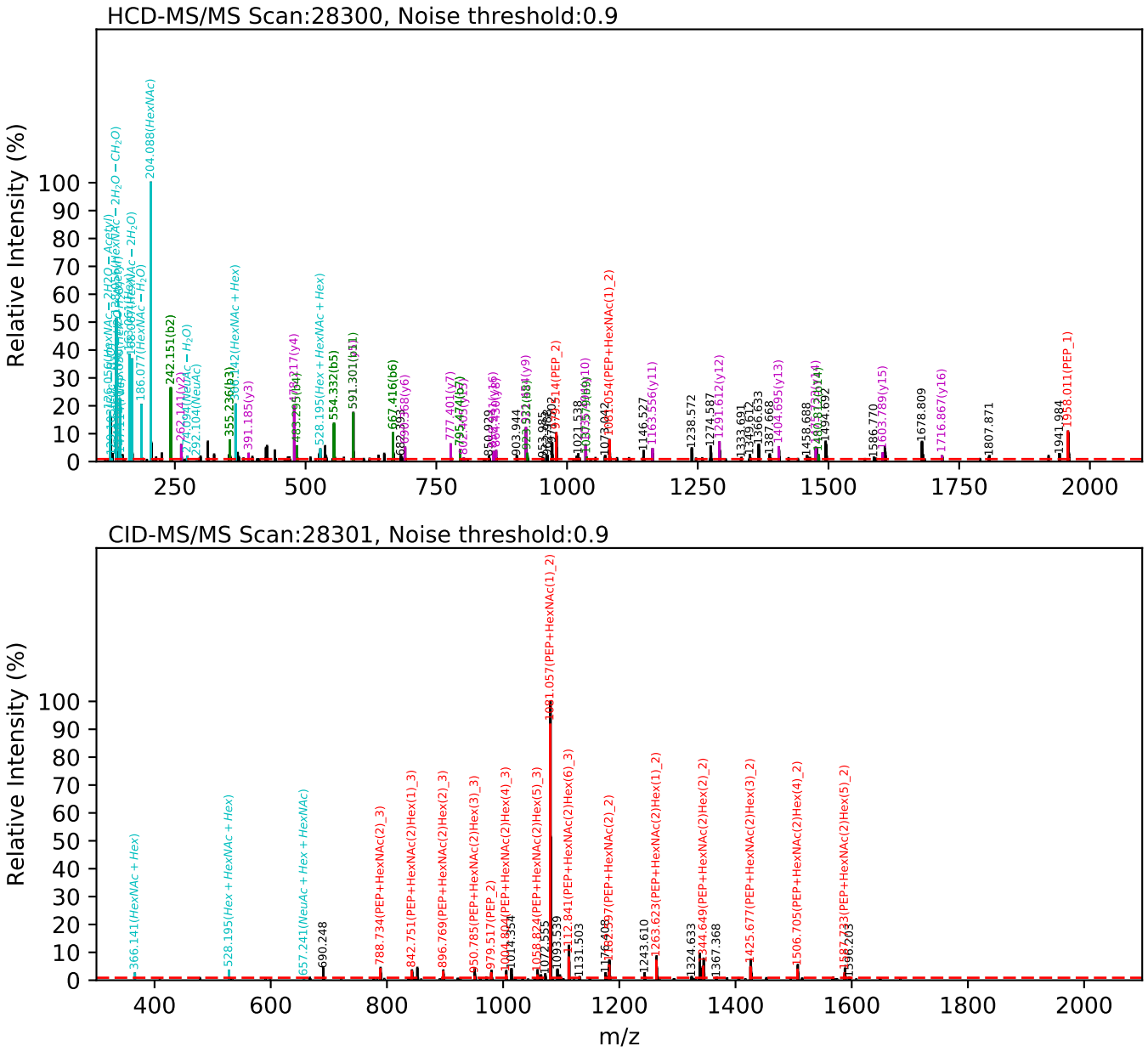

SIGLLSPDFQEDNETEINFLLK(=PEP)_4_4_1_1_0, 0_None, 0_None,
m/z:1473.99(3+), RT:97.52, Y-score:78.34

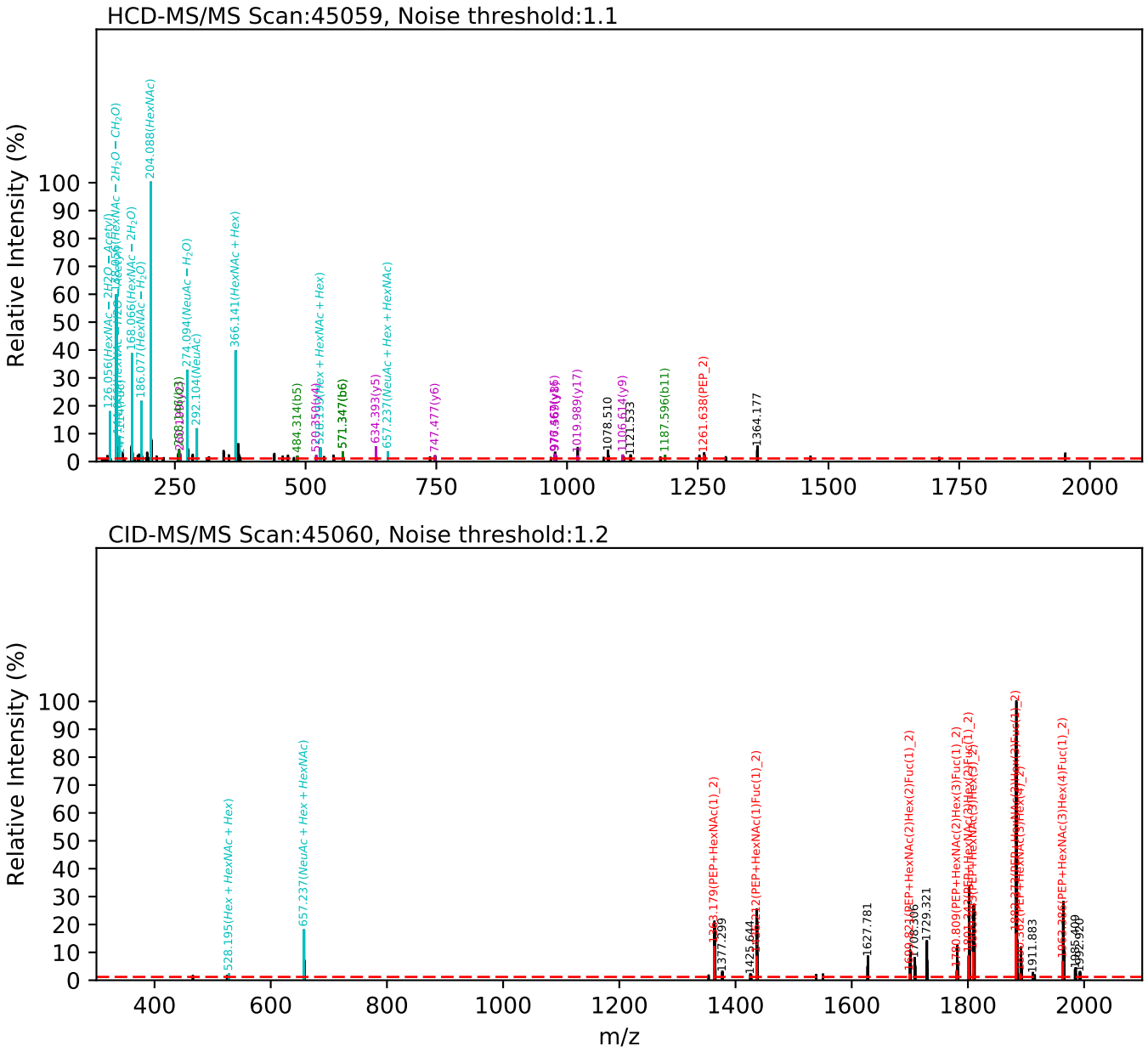

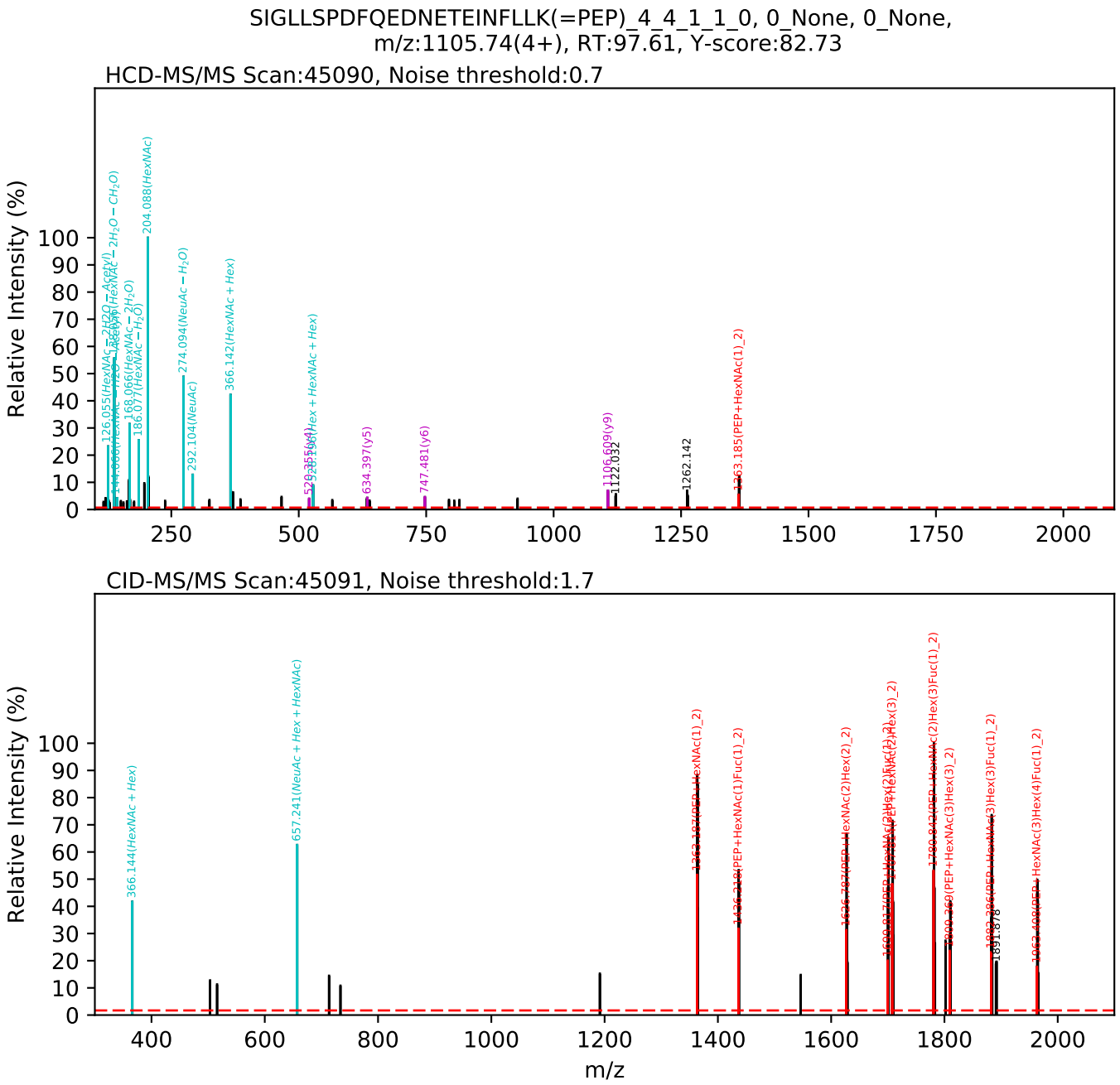
SIGLLSPDFQEDNETEINFLLK(=PEP)_4_4_1_1_0, 0_None, 0_None,
m/z:1105.74(4+), RT:97.61, Y-score:82.73
HCD-MS/MS Scan:45090, Noise threshold:0.7
Relative Intensity (%)
204.088(HexNAc)
274.094(NeuAc − H2O)
292.104(NeuAc)
366.142(HexNAc + Hex)
528.355(y4)
634.397(y5)
747.481(y6)
1106.609(y9)
1122.032
1262.142
1363.185(PEP+HexNAc(1)_2)
CID-MS/MS Scan:45091, Noise threshold:1.7
Relative Intensity (%)
366.144(HexNAc + Hex)
657.241(NeuAc + Hex + HexNAc)
1363.187(PEP+HexNAc(1)_2)
1436.218(PEP+HexNAc(1)Fuc(1)_2)
1636.707(PEP+HexNAc(2)Hex(2)_2)
1780.843(PEP+HexNAc(2)Hex(3)Fuc(1)_2)
1891.878
m/z

SIGLLSPDFQEDNETEINFLLK(=PEP)_5_4_1_1_0, 0_None, 0_None,
m/z:1146.26(4+), RT:97.51, Y-score:88.83

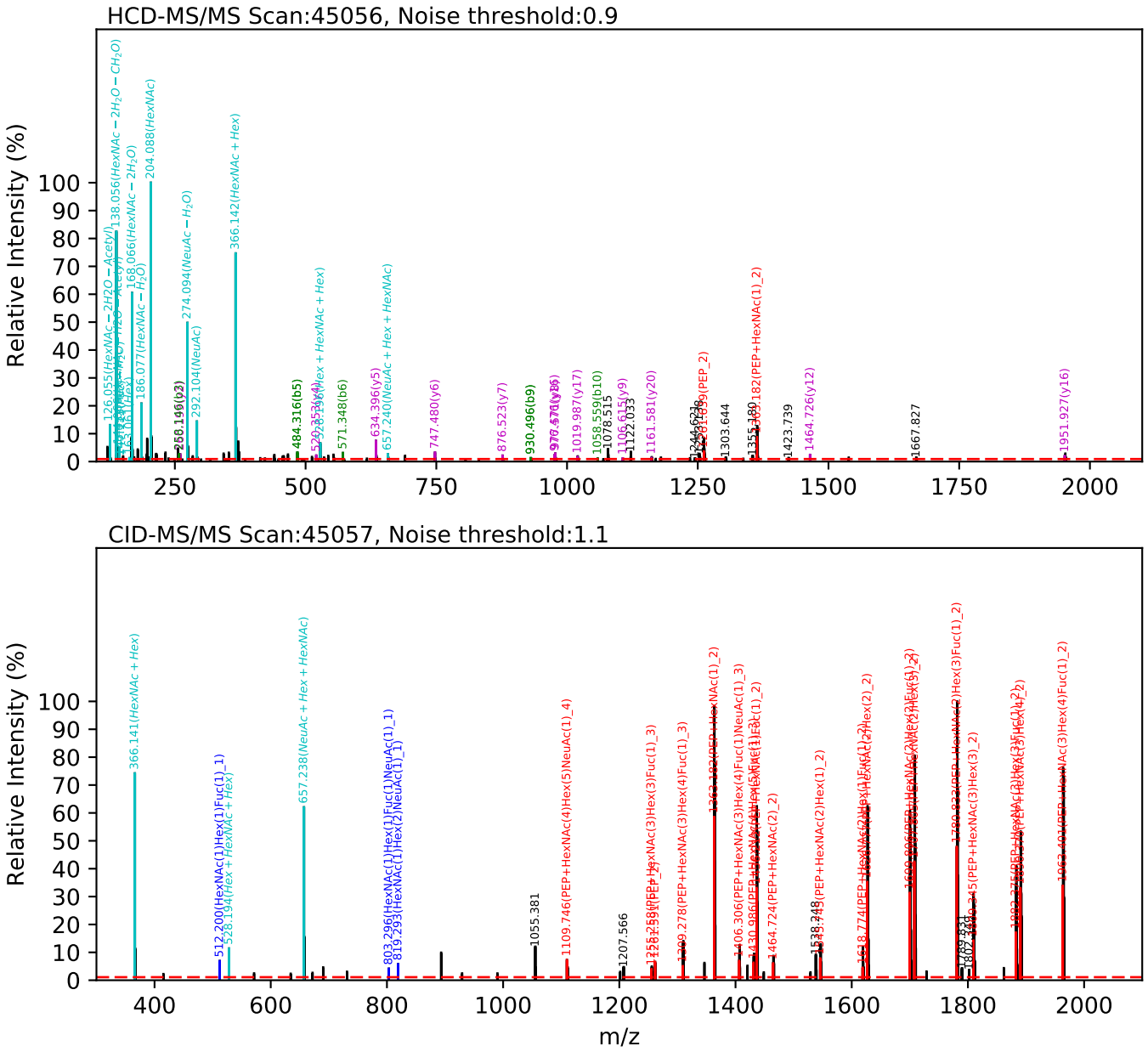

SIGLLSPDFQEDNETEINFLLK(=PEP)_5_5_1_1_0, 0_None, 0_None,
m/z:1197.02(4+), RT:107.23, Y-score:68.16

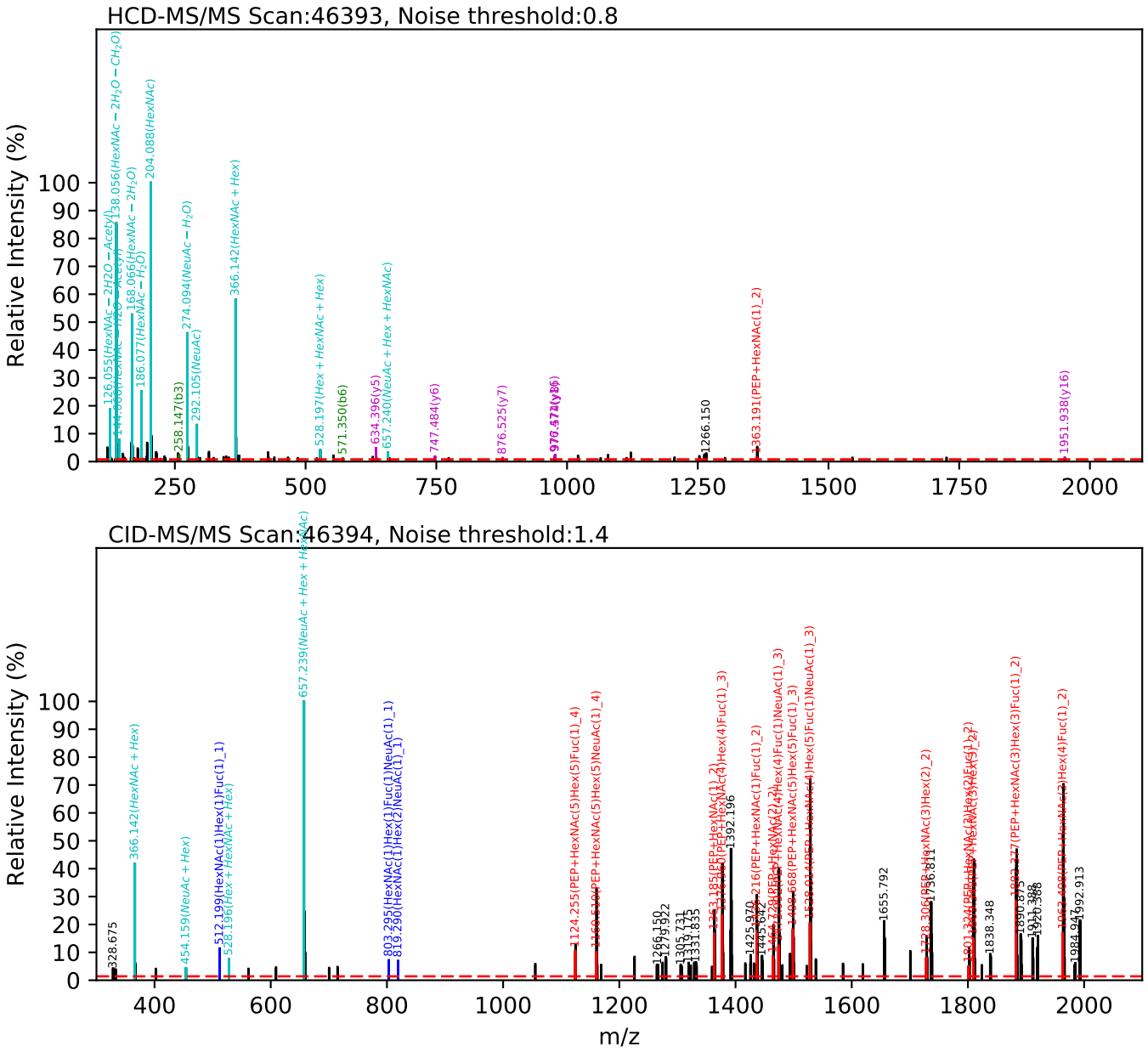

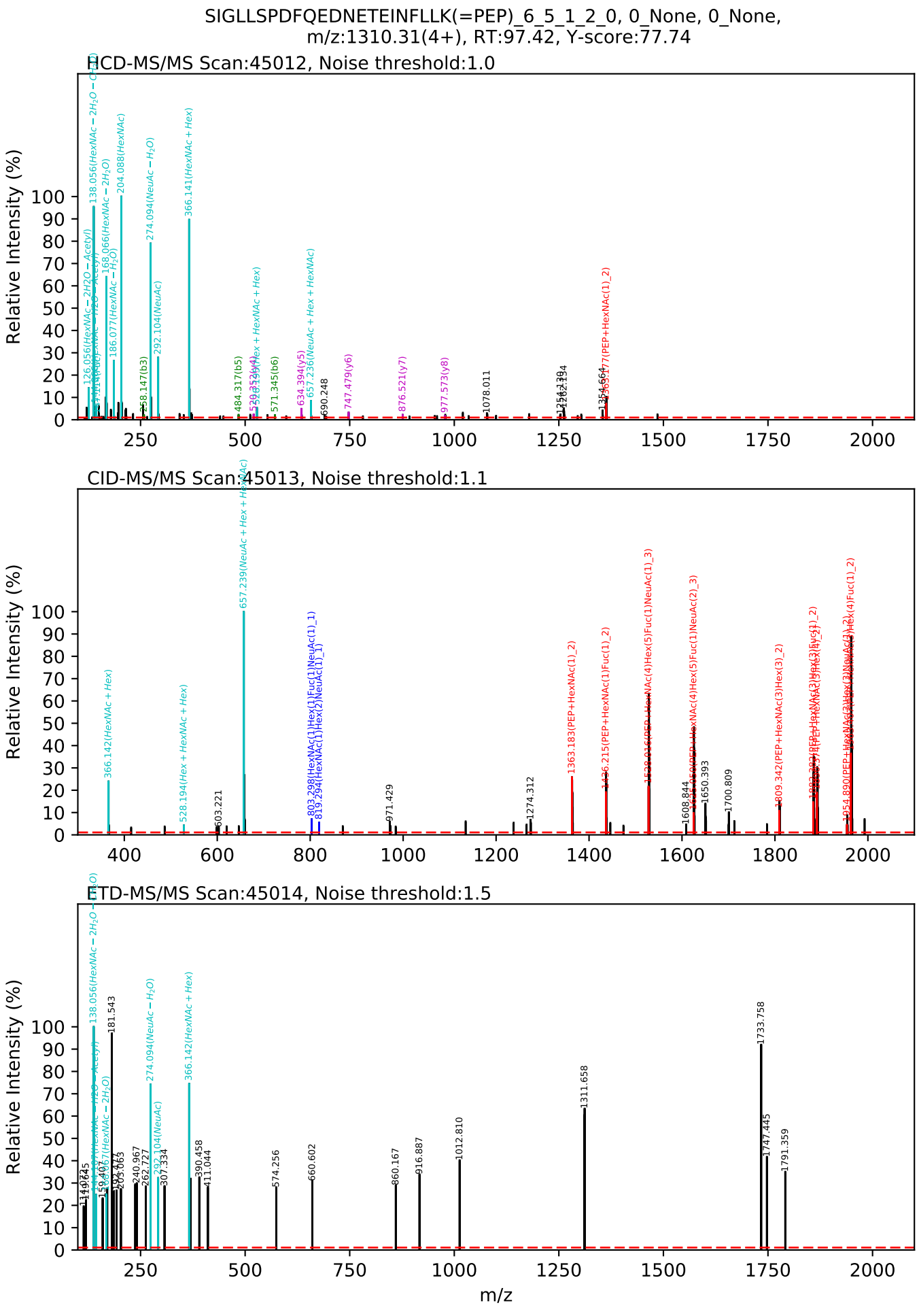
SIGLLSPDFQEDNETEINFLLK(=PEP)_6_5_1_2_0, 0_None, 0_None,
m/z:1310.31(4+), RT:97.42, Y-score:77.74
HCD-MS/MS Scan:45012, Noise threshold:1.0
CID-MS/MS Scan:45013, Noise threshold:1.1
ETD-MS/MS Scan:45014, Noise threshold:1.5
Relative Intensity (%)
m/z